

ALUMINIUM EXTRUSION DISTRIBUTORS



2026
Price List

COMMERCIAL DOOR & WINDOW FRAMING

Greens Suite	Centre Glazed Shopfront System 76.2 x 34.90mm	Page 11
Hutton Suite	Single Centre Glazed Shopfront System 101.6 x 44.5mm	Page 15
Double Beaded Door	Centre, Front or Flush Front Glazed Shopfront System Single Glazed 61mm Double Glazed 113mm	Page 25
Promenade Suite	Centre Double Glazed Shopfront System 101.6 x 44.5mm & 101.6 x 50mm	Page 29
Sir David Suite	Centre Glazed Shopfront System 150 x 50mm	Page 35
Hammond Suite	Flush Front Shopfront System Single Glazed 100 x 50mm Double Glazed 100 x 50mm Single Glazed 150 x 50mm Double Glazed 150 x 50mm	Page 39 Page 45 Page 51 Page 57
Don Giovanni Suite	Front Glazed Shopfront System Single Glazed 103.6 x 50mm Double Glazed 103.6 x 50mm	Page 61 Page 67
Awning Window	Commercial Shopfront System Centre or Flush Glazed	Page 71
Threshold, Bead & Base	Commercial Profiles Various products for commercial and high end residential projects	Page 75
Pocket Door	Open Pocket Door 73 x 45mm	Page 79
Bangholme Suite	Apartment Door System 101.6mm x 152mm & 56mm	Page 83
Bifold Door	Centre Pocket Glazing System 101.6mm	Page 89

INDUSTRY RELATED PROFILES

Louvres & Battens	Blade, Fixed, Elliptical, Box, & Adaptors Webbed Hollows		Page 93
Miscellaneous	Rope Track Split Baton Window Track	Balustrade Keyway Tube Cubelock	Page 97
Geometric Standards	Angles Flats Round Tube	Channels Rectangular & Square Hollows 'T' sections	Page 99
Residential & Domestic	Security Door: Frames, Flyscreen, Mesh Architrave, Colonial Bar, Picket Fence, Stacker Door, Oval Tube		Page 105

FINISHING SPECIALISTS

Anodising	Matt/Clear Black	Bronze Bright	Page 107
Powder Coating	Bulk Powdercoating Category Prices Colour Category Listing		Page 111



ABOUT US



Proudly Australian owned, ASA began in Dandenong South in July 2003. Established in partnership with Aluminium Profiles Australia (APA), the then Aluminium Extrusions Australia (AEA), and later Extrusion Profiles Australia (EPA), ASA was born out of the desire to meet the growing distribution needs of the emerging powerhouse in the aluminium extrusion market that is now known as National Aluminium (APA & EPA).

Although there have been some changes with ASA since then, the core ownership and management are the same and have developed a strong, family orientated and dedicated team.

All this growth and experience has made us who we are today, an independent, wholly Australian and family owned distributor of local and overseas extrusions to the commercial building, architectural markets, as well as many other industries across Victoria and Australia, recently celebrating our 23rd birthday!

We're not going to rest though; from our beginnings in Licola Crescent, we have been fortunate to have consistently grown and with that, have had several new locations, all within walking distance to our major industry partners in the aluminium 'hub' of Dandenong South.

Our warehouse at 189 - 195 Ordish Road Dandenong South houses an impressive range and quantity of stock, made up of our commercial and architectural suites, industry related products such as louvres, battens and more, in mill and clear anodised finish..

Stocked products are available at call or made to order and can be supplied as mill, anodised or powder coated.

Lead times for made to order and pre-finishing are kept to a minimum due to our buying power and close relations with our suppliers and providers.

In 2024 we proudly took on our own powder-coating facility and we're excited to be able to enhance our services even further.

Our major partners include National Aluminium (APA & EPA), Dulux, Akzo Nobel (Interpon) as well as many other industry leading providers here and overseas.

Specialised cutting services are catered for with our state of the art GEAM Evolution up-cut saw, able to cater to any job size.

Packaging options and delivery schedules are a breeze. Located within easy access to Eastlink, in the major aluminium hub of Dandenong, we offer delivery and pick up for your convenience.



FINISHING SPECIALISTS

Finishing, including Matt Anodising, Powder Coating, Polishing and/or Bright Dipping of ex-stock or customer owned material, is a key aspect of the complete service we aim to provide you.

With over 40 years of industry experience our team are fully committed to providing quality service at competitive pricing, always keeping your needs at the forefront.

Whether you are in the market for a continuous supply of stock or are project-based, you will find what you need.

An extensive range of Warranty powders from Interpon and Dulux are a key aspect of our long standing service.

The recent acquisition of our own Powder Coat line offers you more flexibility and enhances our already well established powder-coat capabilities through our supply chain.



SUPPLY CHAIN

AUSTRALIAN MADE AND AUSTRALIAN OWNED

Extrusions from trusted sources in Australia, made and owned by Australians.

Be assured of supporting local industry and manufacturing through our long-established partnerships with Australia's major extruders, National Aluminium (Formerly EPA), Capral Aluminium and others.

Our name is widely recognised as a distributor of choice for many of the large extrusion mills. You can depend on quality and supply through our network of suppliers.

INTERNATIONAL EXTRUSION MILLS

When sourcing your product from an overseas manufacturer is crucial, ASA have you covered.

Our overseas resources have years of aluminium extrusion behind them and include world leaders in the market.

We don't stop there though, we endeavour to research and explore all overseas markets for the best outcome for you - our biggest asset!

Quality is paramount and getting extrusions imported is done quickly and economically.

POWDER COATING: DULUX & AKZO NOBEL


Dulux & Akzo Nobel have been a big part of ASA's success through our partnership with APA.

Now, with our very own facilities, ASA have their essential support ensuring we can deliver the best finished product to you.

You can choose from the entire range of products on offer from Dulux and Interpon, we've got them covered.

Warrantly Powder-coating is also available.





CUSTOM PROFILES

A one stop shop for exclusive designs

Our team of specialists will work with you to develop your custom profile. You will be guided through every stage, from drawing / specifications, 3D prototypes and samples to bulk run extrusion and finishing.

Take advantage of our depth of experience and knowledge to design your exclusive products.

With your custom profile you can integrate your designs to work with your own products or with other materials.

Maximise efficiency in your manufacturing and fabrication processes to stay ahead of your competitors.

Your exclusive designs can also give you an edge in your market, giving you a point of difference, helping you to stand out.

Industries that benefit from our full service include; commercial & residential building, specialist architectural projects, automotive, infrastructure, engineering and more. They all rely on the technical knowledge and sound experience we have gained over many years.

Specific technical requirements, such as performance criteria, are achievable when you design your own profile.

Our production partners undergo extensive quality assurance. All are major national or international extruders with excellent reputations.

An added benefit of having your own design is buying in bulk at competitive rates, ensuring your costs are minimised, allowing you to provide significant savings to your end user, making you more attractive as a supplier.

Start your new project with us today

INDUSTRY MEMBERSHIPS



AUSTRALIAN GLASS AND WINDOW ASSOCIATION (AGWA)

ASA have been proud members of AGWA for over 15 years.

AGWA are all about promoting awareness of windows as a major architectural component in design and consideration of energy efficiency, and ASA are committed to ensuring these standards are at the forefront of what we do.



WINDOWS ENERGY RATING SCHEME

Your choice of several suites with WERS ratings are available now. In addition to meeting the WERS rated standards, we have our own tested suites with WERS ratings.

Our R & D team are always hard at work updating and complementing our suites of available rated products.

ASA's design team can also work in co-operation with you to further develop your door & window products into the Australian market in line with the latest WERS ratings and specifications.

Contact us to find out more about our WERS rated systems



SOFTECH - V6 ESTIMATING SYSTEM

Since 2012 the V6 / ASA database has been a work in progress.

As more of our customers continue to embrace the time and money saving capabilities of V6 technology, we are constantly managing our systems and database to give you the best solutions for your business. Talk to us today about accessing our full range of ex-stock commercial and residential framing products on the V6 system and start reaping the benefits of this powerful estimating tool.

EXTRUSION STOCKISTS



Commercial Shopfront Door & Window Framing
Single and Double, Front, Centre and Flush Glazed Suites



Residential Door & Window Suites
Sliding Doors, Awning and Hinged Doors



Related & Mixed Products
Elliptical, Box, Commercial Louvres,
Residential Balustrades, Architectural Battens



Geometric Profiles
Angles, Channels, Flats, Square & Rectangular Hollows



Custom Profiles
Design, development, bulk production



03 9768 3222



info@aluminiumsupply.com.au



189 - 195 Ordish Rd
Dandenong Sth Vic 3175



Visit us at
aluminiumsupply.com.au
189 - 195 Ordish Road Dandenong South Vic 3175



GREENS SUITE

76.2 x 34.90mm Centre Glazed

The contemporary ASA Greens Suite boasts a squarer fit-off for visual impact, this suite is compatible with ASA full range of framing systems ensuring consistency across your next project



APPLICATIONS

Commercial Projects

Office Fit-outs

Residential / Domestic Installations

Superb results for glazing aesthetics designs such as atriums

FEATURES

Meets all appropriate Australian Standards for aluminium products.

Centre Glazed system to suit up to 10.4mm glass thickness

76.2mm (3") width x 34.9mm (1" 3/8) depth system assembled size

Straight cut assembly – mechanical fix at joints

No miter cutting required

Silicone Sealed or Rubber Sealed when glazing

Suitable for:

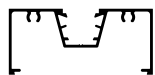
ASA Open Pocket System

ASA Double Beaded Door System

ASA Awning Window System

Readily available in mill and natural anodised

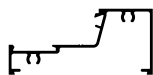
76.2 x 34.90mm Centre Glazed



GS001 Main Frame



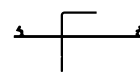
GS002 Sill Bead



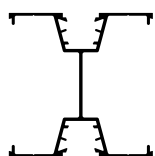
GS003 Sill



GS005 Frame Flush Filler



GS006 Fixing Adaptor
18mm Leg, Set back
24.85mm



GS007 Corner Post



GS008 Pocket Filler




GS009 Door Stop - 35mm



GS010 Awning Sash Stop



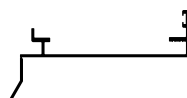
GS011 Door Stop - 45mm



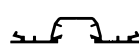
GS012 Subhead, 85.1 x
36.3



GS013 Threshold 76.2 x 20



GS014 Sub Sill - Slotted,
6mm Offset x 25.4 Leg



GS015 Glazing Adaptor
MKII



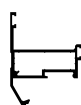
SF012 Awning Sash, 53
x 36




SF013 Awning Sash Bead




SF018 Door Bead



SF032 Awning Sash
Bevelled, 51 x 37.6



SF041 Corner Stake



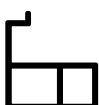
SF071 Awning Sash
Bevelled Corner Stake



SF089 Hinged Awning Sash
Frame, 44 x 37.6



SF090 Hinged Awning Sash
Frame Adaptor/Hook



SF104 Chain Winder
Adaptor 47.5 x 50.9

76.2 x 34.90mm Centre Glazed

Item	Description	Length metres	Mill Finish	Anodised 15um	Powder Coat	
					Cat 1	Cat 2
GS001	Main Frame	6.50	\$111.03	\$143.64	\$137.82	\$150.05
GS002	Sill Bead	6.50	\$36.10	\$48.12	\$45.97	\$50.48
GS003	Sill	6.50	\$91.00	\$117.57	\$112.82	\$122.79
GS005	Frame Flush Filler	6.50	\$50.89	\$62.97	\$60.82	\$65.35
GS006	Fixing Adaptor 18mm Leg Set back 24.85mm	6.50	\$55.91	\$74.98	\$71.58	\$78.73
GS007	Corner Post	6.50	\$165.58	\$210.06	\$202.12	\$218.80
GS008	Pocket Filler	6.50	\$16.01	\$23.29	\$21.99	\$24.72
GS009	Door Stop - 35mm	6.50	\$27.73	\$36.61	\$35.02	\$38.35
GS010	Awning Sash Stop	6.50	\$25.15	\$33.66	\$32.14	\$35.34
GS011	Door Stop - 45mm	6.50	\$29.65	\$39.92	\$38.08	\$41.93
GS012	Subhead 85.1 x 36.3	6.50	\$79.00	\$103.75	\$99.33	\$108.61
GS013	Threshold 76.2 x 20	6.50	\$93.49	\$112.63	\$109.21	\$116.39
GS014	Sub Sill - Slotted 6mm Offset x 25.4 Leg	6.50	\$111.34	\$136.97	\$132.39	\$142.00
GS015	Glazing Adaptor MKII	6.50	\$62.02	\$80.22	\$76.97	\$83.80
SF012	Awning Sash 53 x 36 suits SF041 Stake	6.50	\$76.28	\$93.82	\$90.69	\$97.26
SF013	Awning Sash Bead suits SF012 HDG10 SF089	6.50	\$25.01	\$34.55	\$33.63	\$37.56
SF018	Door Bead	6.50	\$22.41	\$30.93	\$29.41	\$32.60
SF032	Awning Sash Bevelled 51 x 37.6 suits SF071 stake & SF018 Bead	6.50	\$83.53	\$101.15	\$98.00	\$104.61
SF041	Corner Stake suits SF012 & SF089	each	\$1.85			
SF071	Awning Sash Bevelled Corner Stake suits SF032 Sash	each	\$2.30			
SF089	Hinged Awning Sash Frame 44 x 37.6 suit SF041 stake	6.50	\$80.13	\$98.39	\$95.13	\$101.97
SF090	Hinged Awning Sash Frame Adaptor/Hook	6.50	\$31.24	\$40.26	\$38.65	\$42.04
SF104	Chain Winder Adaptor 47.5 x 50.9	6.50	\$99.82	\$117.12	\$114.03	\$120.52




Visit us at
aluminiumsupply.com.au
189 - 195 Ordish Road Dandenong South Vic 3175



HUTTON SUITE

Single Centre Glazed Shopfront 101.6 x 44.5mm System

A traditional system offering unmatched adaptability for framing, awning suites & door systems.



APPLICATIONS

Traditional or existing installations requiring consistent aesthetics

Centre Glazed System compatibility with ASA Awning suites and Door Systems

Appropriate for Glazing and other materials

FEATURES

The Hutton Suite Shopfront System meets all appropriate Australian Standards for aluminium products.

Centre Glazed system to suit up to 10.4mm glass thickness

101.6mm (4") width x 44.5mm (1" 3/4) depth system assembled size

Suitable for Commercial shop front and Domestic applications

Straight cut assembly – mechanical fix at joints

No miter cutting required

Silicone Sealed or Rubber Sealed when glazing

Suitable for:


ASA Open Pocket System

ASA Double Beaded Door System

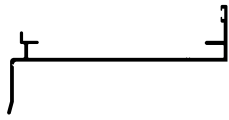
ASA Awning Window System

Readily available in mill and natural anodised

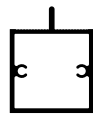
Single Centre Glazed Shopfront 101.6 x 44.5mm System



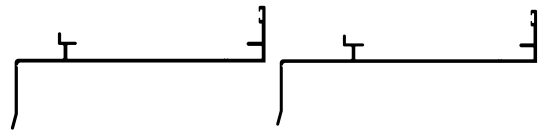
DG002 Light Frame Filler



DG011 Sub Sill Slotted
5.5mm Setback x 25.4 Leg



DG013 45mm Mullion/
Transom

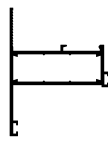


DG014 Sub Sill Slotted
Extended 23mm Setback x
37.5 Leg

DG017 Sub Sill Slotted
Extended 35mm Setback x
37.5 Leg



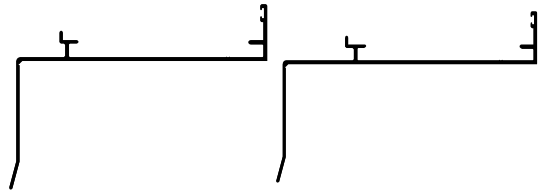
DG022 Heavy Duty Frame
Filler



HDG10 Awning Sash 68 x
22.5



HDG12 Corner Stake



HS014 Special Sub Sill
Extended 23mm Setback x
70 Leg

HS017 Special Sub Sill
Extended 35mm Setback x
70 Leg



RES032 Draft Strip 15.9
x 6.5



SF001 Main Frame (Heavy)



SF002 Main Frame (Light)



SF003 Sill (Heavy)



SF006 Single Glazed
Adaptor



SF007 Sill Bead



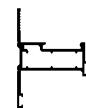
SF008 Door Stop 45mm



SF009 Door Stop 35mm



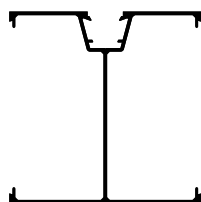
SF010 Pocket Filler (Flush
Filler)



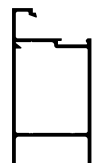
SF012 Awning Sash, 53
x 36



SF013 Awning Sash Bead



SF015 Corner Post



SF016 Door Top Rail 83
x 42



SF017 Door Bottom Rail
115 x 42



SF018 Door Bead

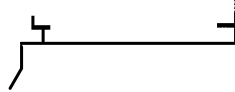
Single Centre Glazed Shopfront 101.6 x 44.5mm System




SF019 Mid Rail (45mm)



SF020 Mid Rail (123mm)



SF026 Sub Sill Slotted 6mm
Setback x 25.4 Leg



SF029 Threshold 101.6
x 20



SF030 Heavy Duty Self
Mating Mullion



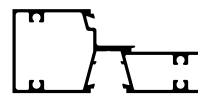
SF031 Main Frame
(Standard)



SF032 Awning Sash
Bevelled, 51 x 37.6



SF036 Return Adaptor
30mm Leg



SF037 Hollow Transom




SF038 Narrow Frame
25.4mm (1")



SF039 C.O.C Transom
101.6 x 50.2



SF040 C.O.C Cover Plate



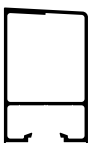
SF041 Corner Stake



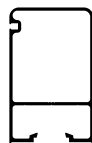
SF042 Plant-on Door Stop
21 x 13




SF043 Open Pocket Lock
Stile 73 x 44



SF044 Open Pocket Hinge
Stile 73 x 44



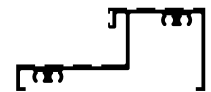
SF045 Open Pocket Wiper
Stile 73 x 44



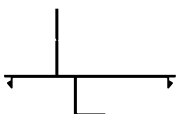
SF046 Open Pocket Pivot
Stile 73 x 44



SF047 Open Pocket Cover
Meeting Stile 86 x 44



SF051 Threshold 100 x 44



SF052 Fixing Adaptor
35mm Leg set back 27.1



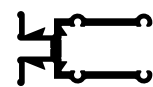
SF053 Fixing Adaptor
35mm Leg set back 26.5



SF054 Glazing Frame
30mm x 20.5



SF055 Glazing Bead



SF056 Open Pocket Door
Spiggots

Single Centre Glazed Shopfront 101.6 x 44.5mm System




SF057 Standard Self Mating Mullion



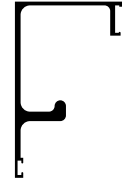
SF058 Threshold 100 x 12



SF061 Double Glazed Sash Bead



SF063 Subhead 110 x 49



SF064 Standard Top Hung Door Track (93 x 60 mm)




SF065 Pelmet




SF066 Bottom Guide 60 x 38



SF067 Meeting Stile Adaptor 28.65 x 4.75



SF070 Plain Frame 101.60 x 50



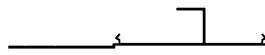
SF071 Awning Sash Bevelled Corner Stake



SF081 Door Drip Fin 63 x 38



SF082 Glazing Frame 25mm x 25mm



SF083 Side Reveal Adaptor 151.2mm



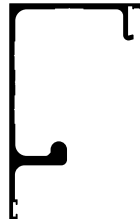
SF084 S/Glazed Adaptor - Heavy Mk II



SF086 Wheelchair Threshold Mk III 101.6mm x 15.9



SF087 Heavy Duty Track Cover



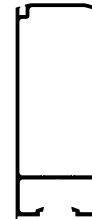
SF088 Heavy Duty Top Hung Door Track (114 x 70 mm)



SF089 Hinged Awning Sash Frame, 44 x 37.6




SF090 Hinged Awning Sash Frame Adaptor / Hook



SF091 Open Pocket Wide Lock Stile 114mm Wide x 44

Single Centre Glazed Shopfront 101.6 x 44.5mm System




SF092 Open Pocket Wide
Hinge Stile 114mm Wide
x 44



SF093 Sloping Sill Bead



SF094 Window Track



SF095 4" Frame Joiner



SF099 2 Part S/Head Base



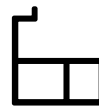
SF100 2 Part S/Head Bead



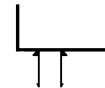
SF101 Hinge Backing Plate



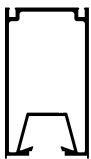
SF103 Door Bottom Seal
Holder 37 x 6.5



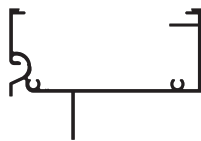
SF104 Chain Winder
Adaptor 47.5 x 50.9



SF105 Centre Glazed
Extended Sash Stop 24.95
x 49.5



SF106 Bifold Stile 44.4 x
80mm



SF107 Awning Sash Hinge
Head



SF108 Awning Sash Flat
Overlap Hinge Face



SF109 Awning Sash Flat
Overlap Hinge Face

Single Centre Glazed Shopfront 101.6 x 44.5mm System

Item	Description	Length metres	Mill Finish	Anodised		Powder Coat	
				15um		Cat 1	Cat 2
DG002	Light Frame Filler suits 101.6 Frames	6.50	\$53.19	\$68.19	\$65.51	\$71.14	
DG011	Sub Sill Slotted 5.5mm Setback x 25.4 Leg	6.50	\$149.81	\$180.10	\$174.69	\$186.04	
DG013	45mm Mullion/Transom	6.50	\$153.58	\$170.88	\$167.79	\$174.28	
DG014	Sub Sill Slotted Extended 23mm Setback x 37.5 Leg	6.50	\$161.89	\$195.52	\$189.51	\$202.13	
DG017	Sub Sill Slotted Extended 35mm Setback x 37.5 Leg	6.50	\$171.60	\$207.41	\$201.02	\$214.45	
DG202	Heavy Duty Frame Filler suits 101.6 Frames	6.50	\$69.04	\$85.64	\$82.67	\$88.90	
HDG10	Awning Sash 68 x 22.5 suits SF013, SF061	6.50	\$117.37	\$138.19	\$134.47	\$142.28	
HDG12	Corner Stake suits Awning Sash HDG10	piece	\$2.99				
HS014	Special Sub Sill Extended 23mm Setback x 70 Leg	6.50	\$187.30	\$225.66	\$218.81	\$233.20	
HS017	Special Sub Sill Extended 35mm Setback x 70 Leg	6.50	\$197.40	\$238.09	\$230.83	\$246.09	
RES032	Draft Strip 15.9 x 6.5	4.30	\$8.45	\$13.26	\$12.40	\$14.21	
SF001	Main Frame (Heavy)	6.50	\$161.62	\$200.20	\$193.31	\$207.78	
SF002	Main Frame (Light)	6.50	\$135.81	\$175.49	\$168.40	\$183.28	
SF003	Sill (Heavy)	6.50	\$146.00	\$178.69	\$172.85	\$185.11	
SF006	S/Glazed Adaptor - Standard	6.50	\$81.60	\$104.46	\$100.38	\$108.95	
SF007	Sill Bead	6.50	\$39.73	\$52.83	\$50.49	\$55.40	
SF008	Door Stop 45mm	6.50	\$33.16	\$44.08	\$42.13	\$46.23	
SF009	Door Stop 35mm	6.50	\$31.00	\$42.06	\$40.09	\$44.24	
SF010	Pocket Filler (Flush Filler)	6.50	\$21.99	\$30.00	\$28.57	\$31.58	
SF012	Awning Sash 53 x 36 suits SF041 Stake	6.50	\$76.28	\$93.82	\$90.69	\$97.26	
SF013	Awning Sash Bead suits SF012, HDG10, SF089	6.50	\$25.01	\$34.55	\$32.85	\$36.42	
SF015	Corner Post	6.50	\$217.87	\$269.05	\$259.91	\$279.10	

Single Centre Glazed Shopfront 101.6 x 44.5mm System

Item	Description	Length metres	Mill Finish	Anodised 15um	Powder Coat	
					Cat 1	Cat 2
SF016	Door Top Rail 83 x 42	6.50	\$160.71	\$183.79	\$181.57	\$191.08
SF017	Door Bottom Rail 115 x 42	6.50	\$245.98	\$281.86	\$275.45	\$288.90
SF018	Door Bead	6.50	\$22.41	\$30.93	\$29.41	\$32.60
SF019	Mid Rail (45mm)	6.50	\$127.54	\$151.63	\$147.33	\$156.37
SF020	Mid Rail (123mm)	6.50	\$276.22	\$308.90	\$303.06	\$315.31
SF026	Sub Sill Slotted 6mm Setback x 25.4 Leg	6.50	\$120.93	\$149.69	\$144.55	\$155.33
SF029	Threshold 101.6 x 20	6.50		\$166.20	\$184.86	\$193.38
SF030	Heavy Duty Self Mating Mullion	6.50	\$250.58	\$289.31	\$282.39	\$296.91
SF031	Main Frame (Standard)	6.50	\$149.51	\$188.38	\$181.44	\$196.02
SF032	Awning Sash Bevelled 51 x 37.6 suits SF071 stake & SF018 Bead	6.50	\$83.53	\$101.15	\$98.00	\$104.61
SF036	Return Adaptor 30mm Leg	6.50	\$106.27	\$133.72	\$128.82	\$139.11
SF037	Hollow Transom	6.50	\$216.62	\$246.33	\$241.03	\$252.17
SF038	Narrow Frame 25.4mm (1")	6.50	\$124.08	\$152.69	\$147.58	\$158.31
SF039	C.O.C Transom 101.6 x 50.2	6.50	\$161.34	\$195.12	\$189.08	\$201.75
SF040	C.O.C Cover Plate	6.50	\$70.58	\$87.26	\$84.28	\$90.53
SF041	Corner Stake suits SF012 & SF089	each	\$1.85			
SF042	Plant-on Door Stop 21 x 13	6.50	\$32.26	\$39.54	\$38.24	\$40.97
SF043	Open Pocket Lock Stile 73 x 44	6.50	\$145.32	\$172.71	\$167.82	\$178.09
SF044	Open Pocket Hinge Stile 73 x 44	6.50	\$148.26	\$174.77	\$170.04	\$179.98
SF045	Open Pocket Wiper Stile 73 x 44	6.50	\$153.87	\$181.17	\$176.30	\$186.54
SF046	Open Pocket Pivot Stile 73 x 44	5.45	\$152.50	\$176.00	\$171.80	\$180.61
		6.50	\$181.88	\$209.90	\$204.90	\$215.41
SF047	Open Pocket Cover Meeting Stile 86 x 44	5.45	\$160.53	\$185.85	\$181.33	\$190.82
		6.50	\$191.46	\$221.65	\$216.26	\$227.58

Single Centre Glazed Shopfront 101.6 x 44.5mm System

Item	Description	Length metres	Mill Finish	Powder Coat		
				Anodised 15um	Cat 1	Cat 2
SF051	Threshold 100 x 44	6.50	\$231.91	\$268.81	\$262.22	\$276.06
SF052	Fixing Adaptor 35mm Leg set back 27.1	6.50	\$84.43	\$109.98	\$105.42	\$115.00
SF053	Fixing Adaptor 35mm Leg set back 26.5	6.50	\$62.47	\$82.42	\$78.86	\$86.34
SF054	Glazing Frame 30mm x 20.5	6.50	\$33.99	\$43.59	\$41.88	\$45.48
SF055	Glazing Bead suits SF054	6.50	\$24.75	\$33.34	\$31.81	\$35.03
SF056	Open Pocket Door Spiggots incl nuts and bolts	each	\$7.50			
SF057	Standard Self Mating Mullion	6.50	\$152.00	\$187.01	\$180.76	\$193.89
SF058	Threshold 100 x 12	6.50		\$174.49	\$188.37	\$194.70
SF061	Double Glazed Sash Bead suits SF012, SF089, SF082, HDG10	6.50	\$19.27	\$26.55	\$25.25	\$27.98
SF063	Subhead 110 x 49	6.50	\$105.03	\$137.13	\$131.40	\$143.44
SF064	Standard Top Hung Door Track (93 x 60 mm)	6.50	\$204.53	\$234.24	\$228.93	\$240.07
SF065	Pelmet suits SF064	6.50	\$68.97	\$84.55	\$81.76	\$87.61
SF066	Bottom Guide 60 x 38	6.50	\$131.83	\$152.80	\$149.06	\$156.92
SF067	Meeting Stile Adaptor 28.65 x 4.75	6.50	\$43.19	\$50.54	\$49.23	\$51.99
SF070	Plain Frame 101.60 x 50 suits SF011, DG002, DG202	6.50	\$127.21	\$161.28	\$155.20	\$167.97
SF071	Awning Sash Bevelled Corner Stake suits SF032 Sash	each	\$2.30			
SF081	Door Drip Fin 63 x 38	6.50	\$55.49	\$67.94	\$65.72	\$70.39
SF082	Glazing Frame 25mm x 25mm	6.50	\$32.24	\$41.42	\$39.78	\$43.22
SF083	Side Reveal Adaptor 151.2mm	6.50	\$112.65	\$142.20	\$136.93	\$148.01
SF084	S/Glazed Adaptor - Heavy Mk II	6.50	\$88.51	\$112.02	\$107.82	\$116.64
SF086	Wheelchair Threshold Mk III 101.6mm x 15.9	6.50		\$145.29	\$163.71	\$172.12
SF087	Heavy Duty Track Cover suits SF088	6.50	\$88.96	\$110.00	\$106.24	\$114.13

Single Centre Glazed Shopfront 101.6 x 44.5mm System

Item	Description	Length metres	Mill Finish	Anodised			Powder Coat	
				15um	Cat 1	Cat 2		
SF088	Heavy Duty Top Hung Door Track (114 x 70 mm)	6.50	\$249.44	\$301.97	\$292.59	\$312.29		
SF089	Hinged Awning Sash Frame 44 x 37.6 suit SF041 stake	6.50	\$80.13	\$98.39	\$95.13	\$101.97		
SF090	Hinged Awning Sash Frame Adaptor / Hook	6.50	\$31.24	\$40.26	\$38.65	\$42.04		
SF091	Open Pocket Wide Lock Stile 114mm Wide x 44	6.50	\$215.26	\$248.98	\$242.96	\$255.60		
SF092	Open Pocket Wide Hinge Stile 114mm Wide x 44	6.50	\$217.41	\$250.25	\$244.38	\$256.70		
SF093	Sloping Sill Bead	6.50	\$37.35	\$50.02	\$47.75	\$52.50		
SF094	Window Track 15.7mm x 26.6mm	6.50	\$37.24	\$48.45	\$46.44	\$50.65		
SF095	4" Frame Joiner	6.50	\$64.17					
SF099	2 Part S/Head Base use with SF100	6.50	\$137.28	\$165.82	\$160.73	\$171.43		
SF100	2 Part S/Head Bead use with SF099	6.50	\$49.57	\$59.62	\$57.82	\$61.59		
SF101	Hinge Backing Plate suits SF001, SF031, SF002 & Capral EN5010	4.80	\$98.79					
SF103	Door Bottom Seal Holder 37 x 6.5	6.50	\$34.18	\$44.74	\$42.85	\$46.81		
SF104	Chain Winder Adaptor 47.5 x 50.9	6.50	\$99.82	\$117.12	\$114.03	\$120.52		
SF105	Centre Glazed Extended Sash Stop 24.95 x 49.5	6.50	\$55.23	\$71.90	\$68.93	\$75.18		
SF106	Bifold Stile 44.4 x 80mm	6.50	\$187.18	\$214.17	\$209.35	\$219.47		
SF107	Awning Sash Hinge Head	6.50	\$157.54	\$201.75	\$193.85	\$210.43		
SF108	Awning Sash Flat Overlap Hinge Face	6.50	\$95.64	\$117.02	\$113.20	\$121.22		
SF109	Awning Sash Flat Overlap Face	6.50	\$79.90	\$97.36	\$94.24	\$100.79		



Visit us at
aluminiumsupply.com.au
189 - 195 Ordish Road Dandenong South Vic 3175



DOUBLE BEADED DOOR

61mm Single Glazed

113mm Double Glazed

ASA Double Bead Door range is favored for multipurpose applications offering compatibility with a range of systems and optional glazing configurations.

APPLICATIONS

Modern commercial builds, storefronts and offices. Designed to accommodate thicker double glazing for improved energy efficiency, noise reduction, and security.

FEATURES

Centre or Front Glazed configurations, compatible with ASA's Centre & Front Glazing Systems:

- Centre Glazed 101.6mm
- Front Glazed 103.6mm
- Flush-Front Glazed 100mm Systems

Beads on all 4 sides for ease of glass installation

Single or Double Glazing, 6 - 25mm Glass thickness

Hinged, Pivot or Sliding Application


Straight Cut assembly - mechanical fix at joints

No mitre cutting required

Silicone Sealed or Rubber Sealed when glazing

Available in 61mm & 113mm width as standard

Readily available in mill and natural anodised



DOUBLE BEADED DOOR

ALUMINIUM
SUPPLY
AUSTRALIA



61mm Single Glazed
113mm Double Glazed



DBD01 Double Bead Door
Lock Stile 48.5 x 44.5



DBD02 Double Bead Door
Hinge Stile 48.2 x 44.5



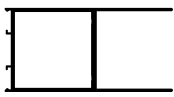
DBD03 Double Bead Door
Weather Stile 48.5 x 44.5



DBD04 Double Bead Door
Slider Stile 48.5 x 44.5



DBD05 Double Bead Door
Top Rail 65 x 44.5



DBD06 Double Bead Door
Bottom Rail 89 x 44.5



DBD07 Double Bead Door
Standard Bead 12.2 high
x 14




DBD08 Double Bead Door
Double Glazed Bead 22.18
x 4.7




DBD10 DBD05/DBD06
Spiggots




DBD201 Double Bead
100mm Lock Stile 100 x
44.5



DBD202 Double Bead
100mm Hinge Stile 100 x
44.5



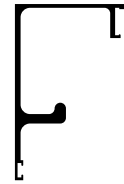
DBD203 Double Bead
100mm Weather Stile 100
x 44.5



DBD204 Double Bead
100mm Slider Stile 100 x
44.5



RES032 Draft Strip 15.9
x 6.5



SF064 Standard Top Hung
Door Track (93 x 60 mm)



SF065 Pelmet



SF066 Bottom Guide 60
x 38



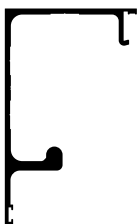
SF067 Meeting Stile Adap-
tor 28.65 x 4.75



SF081 Door Drip Fin 63
x 38



SF087 Heavy Duty Track
Cover



SF088 Heavy Duty Top
Hung Door Track (114 x 70
mm)

DOUBLE BEADED DOOR

ALUMINIUM
SUPPLY
AUSTRALIA



**61mm Single Glazed
113mm Double Glazed**

Item	Description	Length metres	Mill Finish	Anodised 15um	Powder Coat	
					Cat 1	Cat 2
DBD01	Double Bead Door Lock Stile 48.5 x 44.5	6.50	\$131.29	\$148.82	\$145.69	\$152.27
DBD02	Double Bead Door Hinge Stile 48.2 x 44.5	6.50	\$125.85	\$142.35	\$139.40	\$145.59
DBD03	Double Bead Door Weather Stile 48.5 x 44.5	6.50	\$132.23	\$150.33	\$147.10	\$153.89
DBD04	Double Bead Door Slider Stile 48.5 x 44.5	6.50	\$134.83	\$152.13	\$149.04	\$155.53
DBD05	Double Bead Door Top Rail 65 x 44.5	6.50	\$149.25	\$171.03	\$167.14	\$175.31
DBD06	Double Bead Door Bottom Rail 89 x 44.5	6.50	\$183.52	\$212.99	\$207.73	\$218.78
DBD07	Double Bead Door Standard Bead 12.2 high x 14	6.50	\$18.86	\$26.14	\$24.84	\$27.57
DBD08	Double Bead Door Double Glazed Bead 22.18 x 4.7	6.50	\$22.06	\$29.34	\$28.04	\$30.77
DBD10	DBD05/DBD06 Spiggots (incls bolts)	each	\$6.90			
DBD201	Double Bead 100mm Lock Stile 100 x 44.5	6.50	\$220.51	\$246.29	\$241.69	\$251.36
DBD202	Double Bead 100mm Hinge Stile 100 x 44.5	6.50	\$220.98	\$245.80	\$241.37	\$250.68
DBD203	Double Bead 100mm Weather Stile 100 x 44.5	6.50	\$204.08	\$230.43	\$225.72	\$235.60
DBD204	Double Bead 100mm Slider Stile 100 x 44.5	6.50	\$207.15	\$232.78	\$228.20	\$237.81
RES032	Draft Strip 15.9 x 6.5	4.30	\$8.45	\$13.26	\$12.40	\$14.21
SF064	Standard Top Hung Door Track (93 x 60 mm)	6.50	\$204.53	\$234.24	\$228.93	\$240.07
SF065	Pelmet suits SF064	6.50	\$68.97	\$84.55	\$81.76	\$87.61
SF066	Bottom Guide 60 x 38	6.50	\$131.83	\$152.80	\$149.06	\$156.92
SF067	Meeting Stile Adaptor 28.65 x 4.75	6.50	\$43.19	\$50.54	\$49.23	\$51.99
SF081	Door Drip Fin 63 x 38	6.50	\$55.49	\$67.94	\$65.72	\$70.39
SF087	Heavy Duty Track Cover suits SF088	6.50	\$88.96	\$110.00	\$106.24	\$114.13
SF088	Heavy Duty Top Hung Door Track (114 x 70 mm)	6.50	\$249.44	\$301.97	\$292.59	\$312.29

ASA

Visit us at
aluminiumsupply.com.au
189 - 195 Ordish Road Dandenong South Vic 3175



PROMENADE SUITE

Centre Double Glazed System 101.6 x 44.5 and 50mm

The ASA Promenade Suite Shopfront System boasts acoustic and thermal properties. Offered in two sizes, the Promenade suite is easily adaptable.

APPLICATIONS

Ideal for Commercial Projects and Residential / Domestic installation where flexible designs and specifications are paramount.



FEATURES

ASA's Promenade Suite Shopfront System meets appropriate Australian Standards for aluminium products.

Double Glazed to suit up to 28mm glass thickness
101.6mm (4") width

Straight cut assembly - mechanical fix at joints

Silicone Sealed or Rubber Sealed when glazing

No mitre cutting required

Suitable for:

ASA Open Pocket System

ASA Double Beaded Door System

ASA Awning Window System

Readily available in mill and natural anodised



Centre Double Glazed System 101.6 x 44.5 & 50mm

Projects with varied glazing configurations or existing installations, where a consistent aesthetic is required for Shopfront Single or Double Glazed fit-outs.

44.5mm

SF052 Fixing Adaptor
35mm Leg set back 27.1

SF083 Side Reveal Adaptor
151.2mm

SFD01 Double Glazed Main Frame

SFD03 Double Glazed Sill

SFD04 Double Glazed Sill Bead

SFD05 Double Glazed Adaptor

The sleek and robust 50mm suite is desired for its aesthetic as well as acoustic and thermal properties. Ideal for new projects with modern and contemporary elements.

50mm

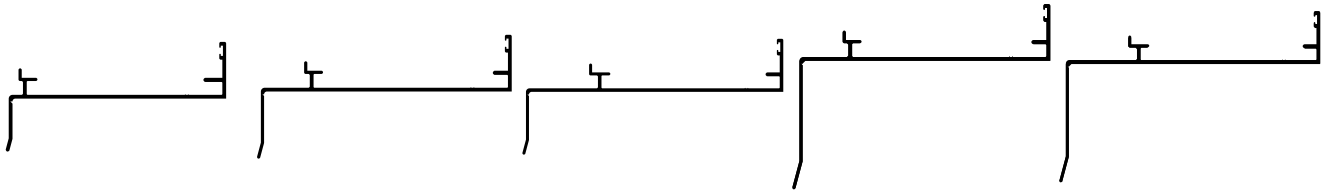
SFD51 Double Glazed Main Frame

SFD52 Double Glazed Sill

SFD53 Double Glazed Sill Bead

SFD54 Double Glazed Adaptor

Centre Double Glazed System 101.6 x 44.5 & 50mm



DG011 Sub Sill Slotted
Standard 5.5mm Setback x
25.4 Leg

DG014 Sub Sill Slotted Ext'd
23mm Setback x 37.5 Leg

DG017 Sub Sill Slotted Ext'd
35mm Setback x 37.5 Leg

HS014 Special Sub Sill
Ext'd 23mm Setback x 70
Leg

HS017 Special Sub Sill Ext'd
35mm Setback x 70 Leg



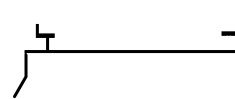
SF001 Main Frame (Heavy)



SF006 Single Glazed
Adaptor



SF012 Awning Sash 53 x 36



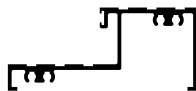
SF026 Sub Sill Slotted 6mm
Setback x 25.4 Leg



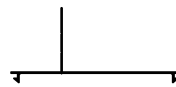
SF029 Threshold 101.6
x 20



SF036 Return Adaptor
30mm Leg



SF051 Threshold 100 x 44




SF053 Fixing Adaptor
35mm Leg set back 26.5



SF058 Threshold 100 x 12



SF061 Double Glazed Sash
Bead



SF063 Subhead 110 x 49



SF084 Single Glazed
Adaptor - Heavy Mk II



SF086 Wheelchair
Threshold Mk III 101.6mm
x 15.9



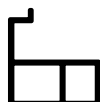
SF089 Hinged Awning Sash
Frame 44 x 37.6



SF099 2 Part S/Head Base
use with SF100



SF100 2 Part S/Head Bead
use with SF099



SF104 Chain Winder
Adaptor 47.5 x 50.9



SFD02 Double Glazed
Pocket Filler



SFD07 Double Glaze 45mm
Door Stop



SFD55 Double Glazed
35mm Awning Sash Stop

Centre Double Glazed System 101.6 x 44.5 & 50mm

Item	Description	Length metres	Mill Finish	Powder Coat		
				Anodised 15um	Cat 1	Cat 2
DG011	Sub Sill Slotted Standard 5.5mm Setback x 25.4 Leg	6.50	\$149.81	\$180.10	\$174.69	\$186.04
DG014	Sub Sill Slotted Extended 23mm Setback x 37.5 Leg	6.50	\$161.89	\$195.52	\$189.51	\$202.13
DG017	Sub Sill Slotted Extended 35mm Setback x 37.5 Leg	6.50	\$171.60	\$207.41	\$201.02	\$214.45
HS014	Special Sub Sill Extended 23mm Setback x 70 Leg	6.50	\$187.30	\$225.66	\$218.81	\$233.20
HS017	Special Sub Sill Extended 35mm Setback x 70 Leg	6.50	\$197.40	\$238.09	\$230.83	\$246.09
SF001	Main Frame (Heavy)	6.50	\$161.62	\$200.20	\$193.31	\$207.78
SF006	Single Glazed Adaptor	6.50	\$81.60	\$104.46	\$100.38	\$108.95
SF012	Awning Sash 53 x 36 suits SF041 Stake	6.50	\$76.28	\$93.82	\$90.69	\$97.26
SF026	Sub Sill Slotted 6mm Setback x 25.4 Leg	6.50	\$120.93	\$149.69	\$144.55	\$155.33
SF029	Threshold 101.6 x 20	6.50		\$166.28	\$184.94	\$193.46
SF036	Return Adaptor 30mm Leg	6.50	\$106.27	\$133.72	\$128.82	\$139.11
SF051	Threshold 100 x 44	6.50	\$232.04	\$268.95	\$262.36	\$276.20
SF052	44.5mm Fixing Adaptor 35mm Leg set back 27.1	6.50	\$84.43	\$109.98	\$105.42	\$115.00
SF053	Fixing Adaptor 35mm Leg set back 26.5	6.50	\$62.47	\$82.42	\$78.86	\$86.34
SF058	Threshold 100 x 12	6.50		\$174.49	\$188.37	\$194.70
SF061	Double Glazed Sash Bead suits SF012, SF089, SF082, HDG10	6.50	\$19.16	\$26.44	\$25.14	\$27.87
SF063	Subhead 110 x 49	6.50	\$105.03	\$137.13	\$131.40	\$143.44

Centre Double Glazed System 101.6 x 44.5 & 50mm

Item	Description	Length metres	Mill Finish	Powder Coat		
				Anodised 15um	Cat 1	Cat 2
SF083	44.5mm Side Reveal Adaptor 151.2mm	6.50	\$112.65	\$142.20	\$136.93	\$148.01
SF084	S/Glazed Adaptor - Heavy Mk II	6.50	\$88.51	\$112.02	\$107.82	\$116.64
SF086	Wheelchair Threshold Mk III 101.6mm x 15.9	6.50	\$122.87	\$145.29	\$163.71	\$172.12
SF089	Hinged Awning Sash Frame 44 x 37.6 suit SF041 stake	6.50	\$80.13	\$98.39	\$95.13	\$101.97
SF099	2 Part S/Head Base use with SF100	6.50	\$137.28	\$165.82	\$160.73	\$171.43
SF100	2 Part S/Head Bead use with SF099	6.50	\$49.57	\$59.62	\$57.82	\$61.59
SF104	Chain Winder Adaptor 47.5 x 50.9	6.50	\$99.82	\$117.12	\$114.03	\$120.52
SFD01	44.5mm Double Glazed Main Frame	6.50	\$159.81	\$198.32	\$191.44	\$205.88
SFD02	Double Glazed Pocket Filler	6.50	\$32.86	\$43.64	\$41.72	\$45.76
SFD03	44.5mm Double Glazed Sill	6.50	\$138.19	\$171.90	\$165.88	\$178.52
SFD04	44.5mm Double Glazed Sill Bead	6.50	\$35.09	\$46.88	\$44.77	\$49.20
SFD05	44.5mm Double Glazed Adaptor	6.50	\$86.92	\$109.63	\$105.58	\$114.10
SFD07	Double Glaze 45mm Door Stop	6.50	\$42.10	\$55.86	\$53.40	\$58.56
SFD51	50mm Double Glazed Main Frame	6.50	\$175.54	\$218.49	\$210.82	\$226.93
SFD52	50mm Double Glazed Sill	6.50	\$140.68	\$175.84	\$169.56	\$182.75
SFD53	50mm Double Glazed Sill Bead	6.50	\$46.06	\$60.55	\$57.96	\$63.40
SFD54	50mm Double Glazed Adaptor	6.50	\$91.11	\$114.55	\$110.36	\$119.15
SFD55	Double Glazed 35mm Awning Sash Stop suits SFD51 & SFD54	6.50	\$45.06	\$56.57	\$54.51	\$58.83




Visit us at
aluminiumsupply.com.au
189 - 195 Ordish Road Dandenong South Vic 3175



SIR DAVID SUITE

Centre Single Glazed Shopfront System 150 x 50mm

ASA's Sir David suite focuses on easy fabrication and installation while offering a superior structural strength with it's 150mm depth compared to smaller 101.6mm systems, making it suitable for taller spans and higher wind loads.



APPLICATIONS

Ideal for large Commercial Shopfronts and Retail Centres, Low Rise Building Facades and Curtain Walls, High End Residential Apartments, Showrooms & Offices

FEATURES

ASA's Sir David Suite Shopfront System meets all appropriate Australian Standards for aluminium products.

Heavy Duty Mullion options to handle high wind scenarios

Centre Glazed system to suite up to 10.4mm glass thickness

150mm (6:0 width x 50mm (2") depth system assembled size

Commercial/Industrial Shopfront and Domestic applications

Straight cut assembly - mechanical fix at joints

No mitre cutting required

Silicone Sealed or Rubber Sealed when glazing

Suitable for:

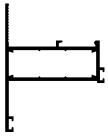
ASA Open Pocket System

ASA Double Beaded Door System

ASA Awning Window System

Readily available in mill and natural anodised

Centre Single Glazed System 150 x 50mm



HDG10 Awning Sash 68 x 22.5



HDG12 Corner Stake



SF010 Pocket Filler (Flush Filler)



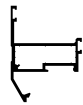
SF012 Awning Sash 53 x 36




SF013 Awning Sash Bead



SF018 Door Sash/Bead




SF032 Awning Sash Bevelled 51 x 37.6



SF041 Corner Stake



SF042 Plant-on Door Stop 21 x 13



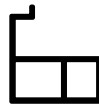
SF071 Awning Sash Bevelled Corner Stake



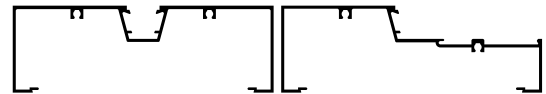
SF089 Hinged Awning Sash Frame 44 x 37.6



SF090 Hinged Awning Sash Frame Adaptor / Hook



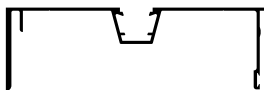
SF104 Chain Winder Adaptor 47.5 x 50.9



SF601 Main Frame 150 x 50



SF603 Sill Bead




SF604 Mullion - Self Mating (50mm)




SF605 Adaptor




SF606 Frame Filler (Plain)



SF607 Sub - Head 161 x 50



SF608 150mm Sub Sill 15mm Setback x 40mm Leg



SF610 600 Plain Frame 150 x 50



SF612 Wheelchair Threshold Mk II 150mm x 15



STA008 Angle 32 x 20 x 1.6

Centre Single Glazed System 150 x 50mm

Item	Description	Length metres	Mill Finish	Anodised 15um	Powder Coat	
					Cat 1	Cat 2
HDG10	Awning Sash 68 x 22.5 suits SF013, SF061	6.50	\$117.37	\$138.19	\$134.47	\$142.28
HDG12	Corner Stake suits Awning Sash HDG10	piece	\$2.99			
SF010	Pocket Filler (Flush Filler)	6.50	\$21.99	\$30.00	\$28.57	\$31.58
SF012	Awning Sash 53 x 36 suits SF041 Stake	6.50	\$76.28	\$93.82	\$90.69	\$97.26
SF013	Awning Sash Bead suits SF012, HDG10, SF089	6.50	\$25.01	\$34.55	\$32.85	\$36.42
SF018	Door Sash/Bead	6.50	\$22.41	\$30.93	\$29.41	\$32.60
SF032	Awning Sash Bevelled 51 x 37.6 suits SF071 Stake & SF018 Bead	6.50	\$83.53	\$101.15	\$98.00	\$104.61
SF041	Corner Stake suits SF012 & SF089	each	\$1.85			
SF042	Plant-on Door Stop 21 x 13	6.50	\$32.26	\$39.54	\$38.24	\$40.97
SF071	Awning Sash Bevelled Corner Stake suits SF032 Sash	each	\$2.30			
SF089	Hinged Awning Sash Frame 44 x 37.6 suit SF041 Stake	6.50	\$80.13	\$98.39	\$95.13	\$101.97
SF090	Hinged Awning Sash Frame Adaptor / Hook	6.50	\$31.24	\$40.26	\$38.65	\$42.04
SF104	Chain Winder Adaptor 47.5 x 50.9	6.50	\$99.82	\$117.12	\$114.03	\$120.52
SF601	Main Frame 150 x 50	6.50	\$198.63	\$248.50	\$239.59	\$258.29
SF602	Sill 150 x 50	6.50	\$171.46	\$216.16	\$208.18	\$224.94
SF603	Sill Bead	6.50	\$59.99	\$76.08	\$73.21	\$79.24
SF604	Mullion - Self Mating (50mm)	6.50	\$243.12	\$287.24	\$279.36	\$295.90
SF605	Adaptor	6.50	\$118.95	\$149.09	\$143.71	\$155.01
SF606	Frame Filler (Plain)	6.50	\$92.01	\$115.89	\$111.63	\$120.58
SF607	Sub - Head 161 x 50	6.50	\$159.75	\$199.06	\$192.04	\$206.78
SF608	150mm Sub Sill 15mm Setback x 40mm Leg	6.50	\$353.77	\$416.12	\$404.98	\$428.37
SF610	600 Plain Frame 150 x 50	6.50	\$172.71	\$216.10	\$208.35	\$224.62
SF612	Wheelchair Threshold Mk II 150mm x 15	6.50	\$168.86	\$202.35	\$196.37	\$208.93
STA008	Angle 32 x 20 x 1.6	6.50	\$24.67	\$32.24	\$30.89	\$33.73



Visit us at
aluminiumsupply.com.au
189 - 195 Ordish Road Dandenong South Vic 3175



HAMMOND SUITE

Flush Front Single Glazed Shopfront System 100 x 50mm

ASA's Hammond Suite is a modern alternative Flush Front system highly desired in architectural design for external featured glazing.

APPLICATIONS

Ideal for large Commercial Shopfronts and Retail Centres, Low Rise building facades and Curtain Walls, High End Residential Apartments, Showrooms & Offices

FEATURES

ASA's Hammond Flush Front System exceeds AS2047 & AS1288 and meets all appropriate Australian Standards for aluminium products.

Commercial/Industrial Shopfront and Domestic applications

Easy to use and versatile 100mm suite with a range of applications

Single Glazed glass thickness up to 12.38

Straight cut assembly - mechanical fix at joints

No mitre cutting required

Self draining sub sills to manage water egress effectively

Silicone Sealed or Rubber Sealed when glazing

Suitable for:

ASA Open Pocket System

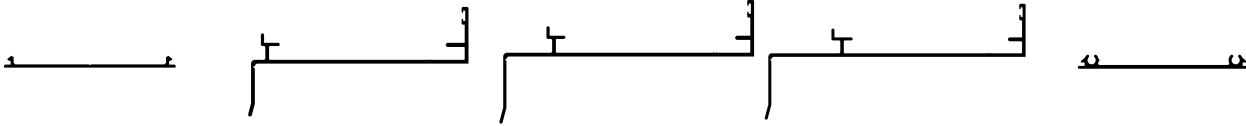
ASA Double Beaded Door System

ASA Awning Window System

Readily available in mill and natural anodised



Flush Front Single Glazed Shopfront System 100 x 50mm



DG002 Light Frame Filler

DG011 Sub Sill Slotted
5.5mm Setback x 25.4 Leg

DG014 Sub Sill Slotted
Extended 23mm Setback x
37.5 Leg

DG017 Sub Sill Slotted
Extended 35mm Setback x
37.5 Leg

DG202 Heavy Duty Frame
Filler



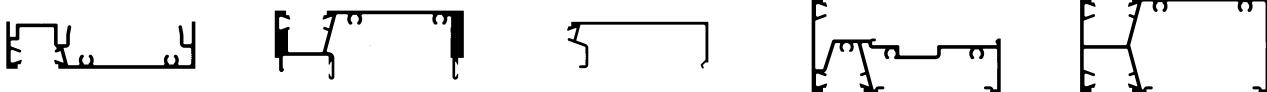
HDG10 Awning Sash 68 x
22.5

HDG12 Corner Stake

HDG13 DG Cover Bead

HDG18 Ext Glazed Sill/
Transom Bead

HS002 100mm Flush-Front
Split Mullion Male



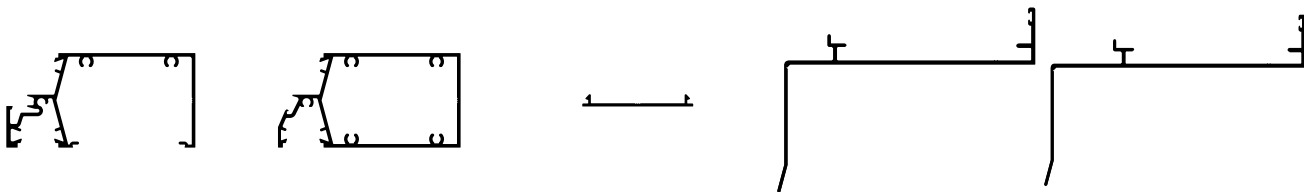
HS003 100mm Flush-Front
Split Mullion Female

HS004 100mm Flush-Front
Heavy Duty Split Mullion
Male

HS005 Internal Glazed Sill/
Transom Bead

HS006 100mm Flush-Front
Internal Glazed Sill/Transom

HS007 100mm Flush-Front
Mullion



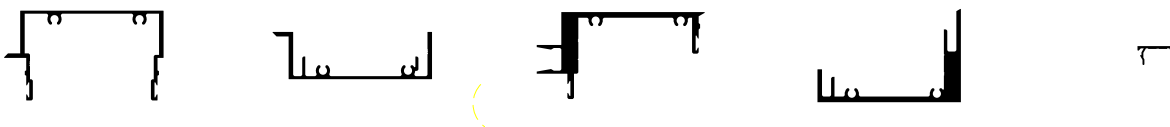
HS008 100mm Flush-Front
External Glazed Sill

HS011 100mm Flush-Front
Box/Cover Transom

HS012 Flat Filler - Small

HS014 Special Sub Sill
Ext'd 23mm Setback x 70
Leg

HS017 Special Sub Sill Ext'd
35mm Setback x 70 Leg



HS018 75mm Blind Mullion
Male (Centred)


HS019 75mm Blind Mullion
Female (Centred)

HS020 100mm Heavy Duty
Split Mullion Male

HS021 100mm Heavy Duty
Split Mullion Female

HS022 Pocket Filler

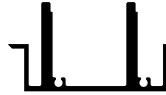
Flush Front Single Glazed Shopfront System 100 x 50mm



HS023 Corner Stake
34.50mm



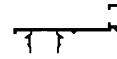
HS024 Heavy Duty Blind
Mullion Male



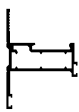
HS025 Heavy Duty Blind
Mullion Female



HS026 Front Glazed Awning
Sash Stop



HS028 Door Stop 45mm



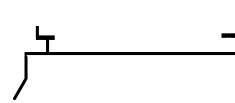
SF012 Awning Sash 53 x 36



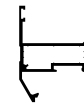
SF013 Awning Sash Bead




SF018 Door Sash Bead




SF026 Sub Sill Slotted 6mm
Setback x 25.4 Leg



SF032 Awning Sash
Bevelled 51 x 37.6



SF041 Corner Stake



SF063 Subhead 110 x 49



SF071 Awning Sash
Bevelled Corner Stake



SF089 Hinged Awning Sash
Frame 44 x 37.6



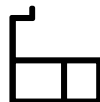
SF090 Hinged Awning Sash
Frame Adaptor Hook



SF099 2 Part S/Head Base
use with SF100



SF100 2 Part S/Head Bead
use with SF099



SF104 Chain Winder
Adaptor 47.5 x 50.9



STA008 Angle 32 x 20 x 1.6

Flush Front Single Glazed Shopfront System 100 x 50mm

Item	Description	Length metres	Mill Finish	Anodised Clear	Powder Coat	
					Cat 1	Cat 2
DG002	Light Frame Filler suits 101.6 Frames	6.50	\$53.19	\$68.19	\$65.51	\$71.14
DG011	Sub Sill Slotted 5.5mm Setback x 25.4 Leg	6.50	\$149.81	\$180.10	\$174.69	\$186.04
DG014	Sub Sill Slotted Extended 23mm Setback x 37.5 Leg	6.50	\$161.89	\$195.52	\$189.51	\$202.13
DG017	Sub Sill Slotted Extended 35mm Setback x 37.5 Leg	6.50	\$171.60	\$207.41	\$201.02	\$214.45
DG202	Heavy Duty Frame Filler	6.50	\$69.04	\$85.64	\$82.67	\$88.90
HDG10	Awning Sash 68 x 22.5 suits SF013, SF061	6.50	\$117.37	\$138.19	\$134.47	\$142.28
HDG12	Corner Stake suits Awning Sash HDG10	piece	\$2.99			
HDG13	DG Cover Bead Suits HDG06	6.50	\$41.60	\$52.81	\$50.81	\$55.01
HDG18	Ext Glazed Sill/Transom Bead suits HDG05	6.50	\$35.73	\$44.17	\$42.66	\$45.83
HS002	100mm Flush-Front Split Mullion Male	6.50	\$151.66	\$187.77	\$181.32	\$194.86
HS003	100mm Flush-Front Split Mullion Female	6.50	\$147.58	\$182.16	\$175.99	\$188.96
HS004	100mm Flush-Front Heavy Duty Split Mullion Male	6.50	\$200.10	\$232.71	\$226.89	\$239.12
HS005	Internal Glazed Sill/Transom Bead	6.50	\$70.83	\$90.55	\$87.03	\$94.43
HS006	100mm Flush-Front Internal Glazed Sill/Transom suits Bead HS005	6.50	\$187.66	\$227.63	\$220.49	\$235.48
HS007	100mm Flush-Front Mullion suits Flat Filler HS012	6.50	\$191.50	\$237.00	\$228.87	\$245.93
HS008	100mm Flush-Front External Glazed Sill suits Flat Filler HS012	6.50	\$180.63	\$222.64	\$215.14	\$230.89
HS011	100mm Flush-Front Box/Cover Transom suits bead HS611	6.50	\$208.02	\$237.41	\$232.16	\$243.18
HS012	Flat Filler - Small Suits HS006, HS007 & HS008	6.50	\$40.53	\$50.86	\$49.02	\$52.90
HS014	Special Sub Sill Extended 23mm Setback x 70 Leg	6.50	\$187.30	\$225.66	\$218.81	\$233.20
HS017	Special Sub Sill Extended 35mm Setback x 70 Leg	6.50	\$197.40	\$238.09	\$230.83	\$246.09
HS018	75mm Blind Mullion Male (Centred)	5.10	\$99.72	\$124.06	\$119.71	\$128.84
HS018	75mm Blind Mullion Male (Centred)	6.50	\$127.10	\$158.11	\$152.57	\$164.20
HS019	75mm Blind Mullion Female (Centred)	5.10	\$78.77	\$97.96	\$94.53	\$101.73
HS019	75mm Blind Mullion Female (Centred)	6.50	\$100.39	\$124.85	\$120.48	\$129.65
HS020	100mm Heavy Duty Split Mullion Male	6.50	\$221.34	\$248.86	\$243.94	\$254.26
HS021	100mm Heavy Duty Split Mullion Female	6.50	\$201.30	\$226.49	\$221.99	\$231.43

Flush Front Single Glazed Shopfront System 100 x 50mm

Item	Description	Length metres	Mill Finish	Anodised		Powder Coat	
				Clear		Cat 1	Cat 2
HS022	Pocket Filler	6.50	\$16.88	\$24.16	\$22.86	\$25.59	
HS023	Corner Stake 34.50mm Min order 10 units	unit	\$12.25				
HS024	Heavy Duty Blind Mullion Male	6.50	\$240.01	\$269.57	\$264.29	\$275.38	
HS025	Heavy Duty Blind Mullion Female	6.50	\$298.40	\$347.76	\$338.94	\$357.45	
HS026	Front Glazed Awning Sash Stop suits 36mm sash	6.50	\$46.87	\$58.67	\$56.56	\$60.98	
HS028	Door Stop 45mm	6.50	\$57.67	\$73.54	\$70.70	\$76.65	
SF012	Awning Sash 53 x 36 suits SF041 Stake	6.50	\$76.28	\$93.82	\$90.69	\$97.26	
SF013	Awning Sash Bead suits SF012, HDG10, SF089	6.50	\$25.01	\$34.55	\$32.85	\$36.42	
SF018	Door Sash/Bead	6.50	\$22.41	\$30.93	\$29.41	\$32.60	
SF026	Sub Sill Slotted 6mm Setback x 25.4 Leg	6.50	\$120.93	\$149.69	\$144.55	\$155.33	
SF032	Awning Sash Bevelled 51 x 37.6 suits SF071 Stake & SF018 Bead	6.50	\$83.53	\$101.15	\$98.00	\$104.61	
SF041	Corner Stake suits SF012 & SF089	each	\$1.85				
SF063	Subhead 110 X 49	6.50	\$105.03	\$137.13	\$131.40	\$143.44	
SF071	Awning Sash Bevelled Corner Stake suits SF032 Sash	each	\$2.30				
SF089	Hinged Awning Sash Frame 44 x 37.6 suit SF041 stake	6.50	\$80.13	\$98.39	\$95.13	\$101.97	
SF090	Hinged Awning Sash Frame Adaptor/Hook	6.50	\$31.24	\$40.26	\$38.65	\$42.04	
SF099	2 Part S/Head Base use with SF100	6.50	\$137.28	\$165.82	\$160.73	\$171.43	
SF100	2 Part S/Head Bead use with SF099	6.50	\$49.57	\$59.62	\$57.82	\$61.59	
SF104	Chain Winder Adaptor 47.5 x 50.9	6.50	\$99.82	\$117.12	\$114.03	\$120.52	
STA008	Angle 32 x 20 x 1.6	6.50	\$24.67	\$32.24	\$30.89	\$33.73	




Visit us at
aluminiumsupply.com.au
189 - 195 Ordish Road Dandenong South Vic 3175



HAMMOND SUITE

Flush Front Double Glazed Shopfront System 100 x 50mm

ASA's Hammond Suite in Double Glazed configuration delivers on performance and design.



APPLICATIONS

Ideal for large Commercial Shopfronts and Retail Centres, Low Rise building facades and Curtain Walls, High End residential apartments, Showrooms & Offices

FEATURES

ASA's Hammond Flush Front System exceeds AS2047 & AS1288 and meets all appropriate Australian Standards for aluminium products.

Commercial/Industrial Shopfront and Domestic applications

Easy to use and versatile 100mm suite with a range of applications

Straight cut assembly - mechanical fix at joints

No mitre cutting required

Self draining sub sills to manage water egress effectively

Silicone Sealed or Rubber Sealed when glazing

Suitable for:

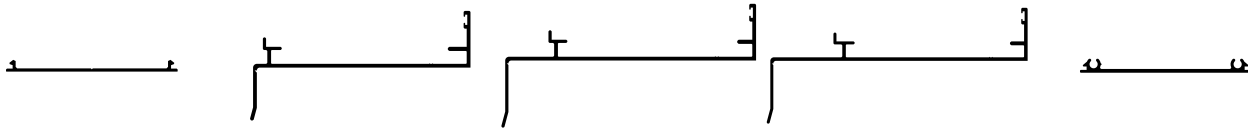
ASA Open Pocket System

ASA Double Beaded Door System

ASA Awning Window System

Readily available in mill and natural anodised

Flush Front Double Glazed Shopfront System 100 x 50mm



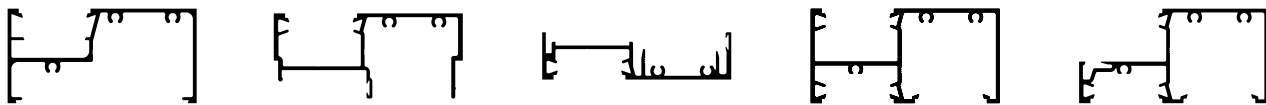
DG002 Light Frame Filler

DG011 Sub Sill Slotted
Standard 5.5mm Setback

DG014 Sub Sill Slotted
Extended 23mm Setback x
37.5 Leg

DG017 Sub Sill Slotted
Extended 35mm Setback x
37.5 Leg

DG202 Heavy Duty Frame
Filler



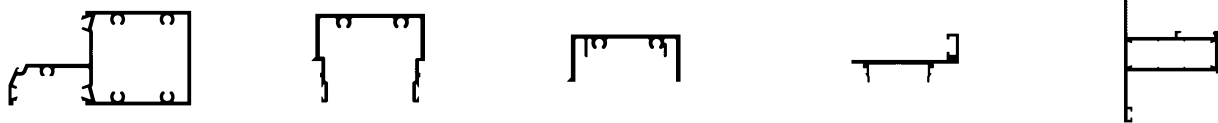
HDG01 100mm D/Glazed
Flush-Front Frame/Jamb

HDG02 100mm Double
Glazed Flush-Front Split
Mullion - Male

HDG03 100mm Double
Glazed Flush-Front Split
Mullion - Female

HDG04 100mm Double
Glazed Flush-Front Mullion

HDG05 100mm Double
Glazed Flush-Front Extl
Glazed Sill



HDG06 100mm Double
Glazed Flush-Front Box/
Cover Transom

HDG07 100mm Double
Glazed Flush-Front Blind
Mullion - Male

HDG08 100mm Double
Glazed Flush-Front Split
Blind Mullion - Female

HDG09 Door Stop 45mm

HDG10 Awning Sash 68 x
22.5



HDG12 Corner Stake suits
Awning



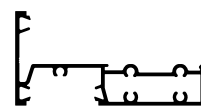
HDG13 DG Cover Bead



HDG14 Flush Filler



HDG15 Sash Stop suits
68mm Sash



HDG16 Internal Glazed Sill/
Transom

Flush Front Double Glazed Shopfront System 100 x 50mm



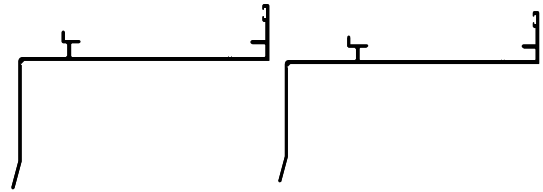
HDG17 Internal Glazed Sill Bead



HDG18 Ext Glazed Sill/Transom Bead



HS012 Flat Filler - Small



HS014 Special Sub Sill
Extended 23mm Setback x
70 Leg

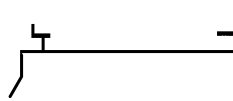
HS017 Special Sub Sill
Extended 35mm Setback x
70 Leg




HS027 Heavy Duty Frame Filler




SF013 Awning Sash Bead



SF026 Sub Sill Slotted
Standard 6mm Setback




SF063 Subhead 110 x 49



SF099 2 Part S/Head Base
use with SF100



SF100 2 Part S/Head Bead
use with SF099



SF104 Chain Winder
Adaptor 47.5 x 50.9

Flush Front Double Glazed Shopfront System 100 x 50mm

Item	Description	Length metres	Mill Finish	Anodised Clear	Powder Coat	
					Cat 1	Cat 2
DG002	Light Frame Filler suits 101.6 Frames	6.50	\$53.19	\$68.19	\$65.51	\$71.14
DG011	Sub Sill Slotted 5.5mm Setback x 25.4 Leg	6.50	\$149.81	\$180.10	\$174.69	\$186.04
DG014	Sub Sill Slotted Extended 23mm Setback x 37.5 Leg	6.50	\$161.89	\$195.52	\$189.51	\$202.13
DG017	Sub Sill Slotted Extended 35mm Setback x 37.5 Leg	6.50	\$171.60	\$207.41	\$201.02	\$214.45
DG202	Heavy Duty Frame Filler	6.50	\$69.04	\$85.64	\$82.67	\$88.90
HDG01	100mm D/Glazed Flush-Front Frame/Jamb suits Flat Filler DG002, Pocket filler SFD02	6.50	\$184.93	\$225.34	\$218.12	\$233.27
HDG02	100mm Double Glazed Flush-Front Split Mullion -Male	6.50	\$190.72	\$229.74	\$222.77	\$237.40
HDG03	100mm Double Glazed Flush-Front Split Mullion - Female	6.50	\$165.69	\$199.18	\$193.20	\$205.76
HDG04	100mm Double Glazed Flush-Front Mullion suits HS027 & HDG14	6.50	\$230.55	\$283.64	\$274.16	\$294.07
HDG05	100mm Double Glazed Flush-Front Extl Glazed Sill suits HDG14, HDG18	6.50	\$201.17	\$244.78	\$236.99	\$253.35
HDG06	100mm Double Glazed Flush-Front Box/Cover Transom suits HDG13 Bead	6.50	\$237.47	\$265.71	\$260.67	\$271.26
HDG07	100mm Double Glazed Flush-Front Blind Mullion - Male	6.50	\$136.07	\$163.00	\$158.19	\$168.29
HDG08	100mm Double Glazed Flush-Front Split Blind Mullion - Female	6.50	\$106.81	\$127.27	\$123.61	\$131.29
HDG09	Door Stop 45mm	6.50	\$71.08	\$87.10	\$84.24	\$90.24
HDG10	Awning Sash 68 x 22.5 suits SF013, SF061	6.50	\$117.37	\$140.27	\$136.18	\$144.77
HDG12	Corner Stake suits Awning Sash HDG10	piece	\$2.99			

Flush Front Double Glazed Shopfront System 100 x 50mm

Item	Description	Length metres	Mill Finish	Anodised			Powder Coat	
				Clear	Cat 1	Cat 2		
HDG13	DG Cover Bead Suits HDG06	6.50	\$41.60	\$52.81	\$50.81	\$55.01		
HDG14	Flush Filler suits HDG04, HDG02, HDG03	6.50	\$27.26	\$35.49	\$34.02	\$37.11		
HDG15	Sash Stop suits 68mm Sash	6.50	\$49.12	\$63.02	\$60.54	\$65.76		
HDG16	Internal Glazed Sill/Transom suits HDG17	6.50	\$204.06	\$239.38	\$233.07	\$246.31		
HDG17	Internal Glazed Sill Bead suits HDG16	6.50	\$65.42	\$84.13	\$80.79	\$87.80		
HDG18	Ext Glazed Sill/Transom Bead suits HDG05	6.50	\$35.73	\$44.17	\$42.66	\$45.83		
HS012	Flat Filler - Small suits HS006, HS007 & HS008	6.50	\$40.53	\$50.86	\$49.02	\$52.90		
HS014	Special Sub Sill Extended 23mm Setback x 70 Leg	6.50	\$187.30	\$225.66	\$218.81	\$233.20		
HS017	Special Sub Sill Extended 35mm Setback x 70 Leg	6.50	\$197.40	\$238.09	\$230.83	\$246.09		
HS027	Heavy Duty Frame Filler suits HDG04 & HDG05	6.50	\$75.36	\$86.71	\$84.69	\$88.94		
SF013	Awning Sash Bead suits SF012, HDG10, SF089	6.50	\$25.01	\$34.55	\$32.85	\$36.42		
SF026	Sub Sill Slotted Standard 6mm Setback	6.50	\$120.93	\$149.69	\$144.55	\$155.33		
SF063	Subhead 110 x 49	6.50	\$105.03	\$137.13	\$131.40	\$143.44		
SF099	2 Part S/Head Base use with SF100	6.50	\$137.28	\$165.82	\$160.73	\$171.43		
SF100	2 Part S/Head Bead use with SF099	6.50	\$49.57	\$59.62	\$57.82	\$61.59		
SF104	Chain Winder Adaptor 47.5 x 50.9	6.50	\$99.82	\$117.12	\$114.03	\$120.52		



Visit us at
aluminiumsupply.com.au
189 - 195 Ordish Road Dandenong South Vic 3175



HAMMOND SUITE

Flush Front Single Glazed Shopfront System 150 x 50mm

ASA's Hammond Suite in the 150mm configuration is a robust system ideal for higher wind loads and energy rates.



APPLICATIONS

Ideal for large Commercial Shopfronts and Retail Centres, Low Rise building facades and Curtain Walls, High End residential apartments, Showrooms & Offices

FEATURES

ASA's Hammond Flush Front System exceeds AS2047 & AS1288 and meets all appropriate Australian Standards for aluminium products.

Commercial/Industrial Shopfront and Domestic applications

Easy to use and versatile 150mm suite with a range of applications

Single Glazed glass thickness up to 12.38mm

Straight cut assembly - mechanical fix at joints

No mitre cutting required

Self draining subsills to manage water egress effectively

Silicone Sealed or Rubber Sealed when glazing

Suitable for:

ASA Open Pocket System

ASA Double Beaded Door System

ASA Awning Window System

Readily available in mill and natural anodised

Flush Front Single Glazed Shopfront System 150 x 50mm



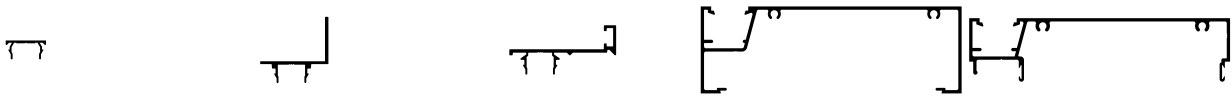
DG002 Light Frame Filler

HDG10 Awning Sash 68 x 22.5

HDG12 Corner Stake

HDG13 DG Cover Bead

HDG18 Ext Glazed Sill/
Transom Bead




HS022 Pocket Filler

HS026 Front Glazed Awning
Sash Stop

HS028 Door Stop 45mm

HS601 150mm Flush-Front
Main Frame/Jamb

HS602 150mm Flush-Front
Split Mullion - Male



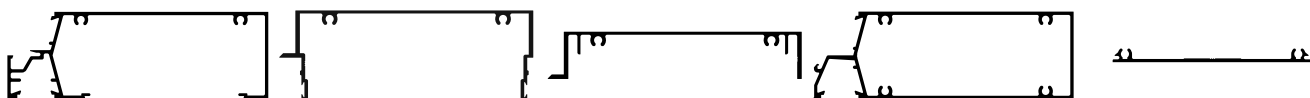
HS603 150mm Flush-Front
Split Mullion - Female

HS604 150mm Blind Box
Mullion

HS605 150mm Internal
Glazed Sill/Transom Bead

HS606 150mm Internal
Glazed Sill/Transom

HS607 150mm Flush-Front
Mullion



HS608 150mm Flush-Front
External Glazed Sill

HS609 150mm Flush-Front
Blind Split Mullion - Male

HS610 150mm Flush-Front
Blind Split Mullion - Female

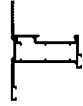
HS611 150mm Flush-Front
Cover Transom

HS612 Flat Filler

Flush Front Single Glazed Shopfront System 150 x 50mm



HS613 Mullion Splice



SF012 Awning Sash 53 x 36



SF013 Awning Sash Bead



SF018 Door Sash/Bead



SF032 Awning Sash
Bevelled 51 x 37.6



SF041 Corner Stake



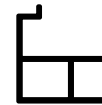
SF061 Double Glazed Sash
Bead




SF089 Hinged Awning Sash
Frame 44 x 37.6



SF090 Hinged Awning Sash
Frame Adaptor / Hook



SF104 Chain Winder
Adaptor 47.5 x 50.9



SF606 Frame Filler (Plain)

SF607 Sub - Head 161 x 50

SF608 150mm Sub Sill
15mm Setback x 40mm Leg

Flush Front Single Glazed Shopfront System 150 x 50mm

Item	Description	Length metres	Mill Finish	Powder Coat		
				Anodised Clear	Cat 1	Cat 2
DG002	Light Frame Filler suits 101.6 Frames	6.50	\$53.19	\$68.19	\$65.51	\$71.14
HDG10	Awning Sash 68 x 22.5 suits SF013 SF061	6.50	\$117.37	\$138.19	\$134.47	\$142.28
HDG12	Corner Stake suits Awning Sash HDG10	piece	\$2.99			
HDG13	DG Cover Bead Suits HDG06	6.50	\$41.60	\$52.81	\$50.81	\$55.01
HDG18	Ext Glazed Sill/Transom Bead suits HDG05	6.50	\$35.73	\$44.17	\$42.66	\$45.83
HS022	Pocket Filler	6.50	\$16.88	\$24.16	\$22.86	\$25.59
HS026	Front Glazed Awning Sash Stop suits 36mm sash	6.50	\$46.87	\$58.67	\$56.56	\$60.98
HS028	Door Stop 45mm	6.50	\$57.67	\$73.54	\$70.70	\$76.65
HS601	150mm Flush-Front Main Frame/Jamb	6.50	\$195.35	\$243.54	\$254.73	\$281.84
HS602	150mm Flush-Front Split Mullion - Male	6.50	\$179.16	\$223.13	\$215.28	\$231.77
HS603	150mm Flush-Front Split Mullion - Female	6.50	\$177.58	\$219.87	\$212.32	\$228.18
HS604	150mm Blind Box Mullion	6.50	\$260.68	\$304.88	\$296.99	\$313.56
HS605	150mm Internal Glazed Sill/Transom Bead suits HS606	6.50	\$94.36	\$121.37	\$116.55	\$126.68
HS606	150mm Internal Glazed Sill/Transom suits Flat Filler DG002 & Bead HS605	6.50	\$236.43	\$284.99	\$276.32	\$294.53
HS607	150mm Flush-Front Mullion suits HS612	6.50	\$218.09	\$271.38	\$283.75	\$313.73
HS608	150mm Flush-Front External Glazed Sill suits DG002	6.50	\$240.01	\$292.06	\$304.15	\$333.43

Flush Front Single Glazed Shopfront System 150 x 50mm

Item	Description	Length metres	Mill Finish	Anodised Clear	Powder Coat	
					Cat 1	Cat 2
HS609	150mm Flush-Front Blind Split Mullion - Male	6.50	\$154.60	\$192.97	\$186.12	\$200.50
HS610	150mm Flush-Front Blind Split Mullion - Female	6.50	\$129.25	\$161.50	\$155.74	\$167.83
HS611	150mm Flush-Front Cover Transom	6.50	\$269.93	\$326.03	\$316.01	\$337.04
HS612	Flat Filler suits HS607	6.50	\$87.59	\$106.44	\$103.07	\$110.15
HS613	Mullion Splice suits HS609 HS610 Mill Finish Only	6.50	\$155.39			
SF012	Awning Sash 53 x 36 suits SF041 Stake	6.50	\$76.28	\$93.82	\$90.69	\$97.26
SF013	Awning Sash Bead suits SF012 HDG10 SF089	6.50	\$25.01	\$34.55	\$32.85	\$36.42
SF018	Door Sash/Bead	6.50	\$22.53	\$31.05	\$29.53	\$32.73
SF032	Awning Sash Bevelled 51 x 37.6 suits SF071 stake & SF018 Bead	6.50	\$83.53	\$101.15	\$98.00	\$104.61
SF041	Corner Stake suits SF012 & SF089	each	\$1.85			
SF061	Double Glazed Sash Bead suits SF012 SF089SF082 HDG10	6.50	\$19.27	\$26.55	\$25.25	\$27.98
SF089	Hinged Awning Sash Frame 44 x 37.6 suit SF041 stake	6.50	\$80.13	\$98.39	\$95.13	\$101.97
SF090	Hinged Awning Sash Frame Adaptor / Hook	6.50	\$31.24	\$40.26	\$38.65	\$42.04
SF104	Chain Winder Adaptor 47.5 x 50.9	6.50	\$99.82	\$117.12	\$114.03	\$120.52
SF606	Frame Filler (Plain) suits HS601	6.50	\$92.01	\$115.89	\$121.44	\$134.87
SF607	Sub - Head 161 x 50	6.50	\$159.84	\$199.16	\$192.14	\$206.88
SF608	150mm Sub Sill 15mm Setback x 40mm Leg	6.50	\$353.77	\$416.12	\$404.98	\$428.37



Visit us at
aluminiumsupply.com.au
189 - 195 Ordish Road Dandenong South Vic 3175



HAMMOND SUITE

Flush Front Double Glazed Shopfront System 150 x 50mm

ASA's Hammond Suite with 150mm Double Glazing for added benefits suitable for higher wind loads and energy rates.



APPLICATIONS

Ideal for large Commercial Shopfronts and Retail Centres, Low Rise building facades and Curtain Walls, High End residential apartments, Showrooms & Offices

FEATURES

ASA's Hammond Flush Front System exceeds AS2047 & AS1288 and meets all appropriate Australian Standards for aluminium products.

Commercial/Industrial Shopfront and Domestic applications

Easy to use and versatile 150mm suite with a range of applications

Straight cut assembly - mechanical fix at joints

No mitre cutting required

Self draining subsills to manage water egress effectively

Silicone Sealed or Rubber Sealed when glazing

Suitable for:


ASA Open Pocket System

ASA Double Beaded Door System

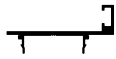
ASA Awning Window System

Readily available in mill and natural anodised

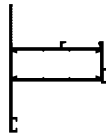
Flush Front Double Glazed Shopfront System 150 x 50mm



DG002 Light Frame Filler



HDG09 Door Stop 45mm



HDG10 Awning Sash 68 x 22.5



HDG12 Corner Stake suits
Awning Sash HDG10



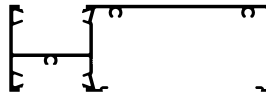
HDG13 DG Cover Bead



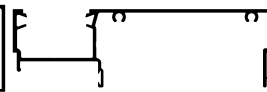
HDG15 Sash Stop



HDG18 Ext Glazed Sill/
Transom Bead




HDG50 Double Glazed
Flush-Front Frame/Jamb



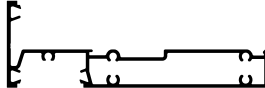
HDG51 Double Glazed
Flush-Front Split Mullion
-Male



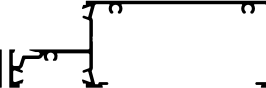
HDG52 Double Glazed
Flush-Front Split Mullion -
Female



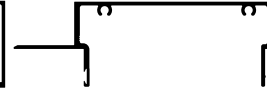
HDG53 Internal Glazed Sill/
Transom Bead



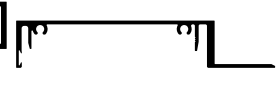
HDG54 Internal Glazed Sill/
Transom




HDG55 Double Glazed
Flush-Front External Glazed
Sill



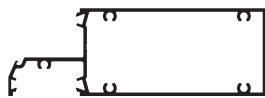
HDG57 Double Glazed
Flush-Front Split Blind Mul-
lion - Male



HDG58 Double Glazed
Flush-Front Split Blind Mul-
lion - Female



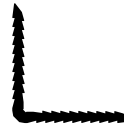
HDG59 Mullion Splice



HDG60 Double Glazed
Flush-Front Cover Box
Transom



SF012 Awning Sash 53 x 36



SF041 Corner Stake




SF061 Double Glazed Sash
Bead




SF089 Hinged Awning Sash
Frame 44 x 37.6



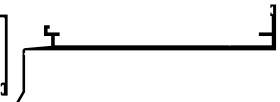
SF090 Hinged Awning Sash
Frame Adaptor/Hook



SF104 Chain Winder Adap-
tor 47.5 x 50.9



SF607 Sub - Head 161 x 50



SF608 150mm Sub Sill
15mm Setback x 40mm Leg



SFD02 Double Glazed Flat
Pocket Filler

Flush Front Double Glazed Shopfront System 150 x 50mm

Item	Description	Length metres	Mill Finish	Anodised			Powder Coat	
				Clear	Cat 1	Cat 2		
DG002	Light Frame Filler suits 101.6 Frames	6.50	\$53.19	\$68.19	\$65.51	\$71.14		
HDG09	Door Stop 45mm	6.50	\$71.08	\$87.10	\$84.24	\$90.24		
HDG10	Awning Sash 68 x 22.5 suits SF013 SF061	6.50	\$117.37	\$138.19	\$134.47	\$142.28		
HDG12	Corner Stake suits Awning Sash HDG10	piece	\$2.99					
HDG13	DG Cover Bead Suits HDG06	6.50	\$41.60	\$52.81	\$50.81	\$55.01		
HDG15	Sash Stop suits 68mm Sash	6.50	\$49.12	\$63.02	\$60.54	\$65.76		
HDG18	Ext Glazed Sill/Transom Bead suits HDG05	6.50	\$35.73	\$44.17	\$42.66	\$45.83		
HDG50	Double Glazed Flush-Front Frame/Jamb	6.50	\$286.70	\$369.48	\$354.70	\$385.74		
HDG51	Double Glazed Flush-Front Split Mullion Male	6.50	\$246.25	\$292.55	\$284.29	\$301.65		
HDG52	Double Glazed Flush-Front Split Mullion Female	6.50	\$218.79	\$259.63	\$252.33	\$267.65		
HDG53	Internal Glazed Sill/Transom Bead suits HDG54	6.50	\$112.33	\$138.32	\$133.68	\$143.43		
HDG54	Internal Glazed Sill/Transom suits HDG53 Bead	6.50	\$323.33	\$388.43	\$376.81	\$401.22		
HDG55	Double Glazed Flush-Front External Glazed Sill	6.50	\$266.21	\$341.77	\$328.28	\$356.62		
HDG57	Double Glazed Flush-Front Split Blind Mullion Male	6.50	\$207.72	\$244.70	\$238.10	\$251.96		
HDG58	Double Glazed Flush-Front Split Blind Mullion Female	6.50	\$192.14	\$225.41	\$219.47	\$231.94		
HDG59	Mullion Splice suits HDG57 & HDG58 ex stock mill finish only	6.50	\$165.63		\$183.51	\$191.67		
HDG60	Double Glazed Flush-Front Cover Box Transom	6.50	\$324.42	\$383.04	\$372.57	\$394.55		
SF012	Awning Sash 53 x 36 suits SF041 Stake	6.50	\$76.28	\$93.82	\$90.69	\$97.26		
SF041	Corner Stake suits SF012 & SF089	each	\$1.85					
SF061	Double Glazed Sash Bead suits SF012 SF089 SF082 HDG10	6.50	\$19.16	\$26.44	\$25.14	\$27.87		
SF089	Hinged Awning Sash Frame 44 x 37.6 suit SF041 stake	6.50	\$80.13	\$98.39	\$95.13	\$101.97		
SF090	Hinged Awning Sash Frame Adaptor/Hook	6.50	\$31.24	\$40.26	\$38.65	\$42.04		
SF104	Chain Winder Adaptor 47.5 x 50.9	6.50	\$99.82	\$117.12	\$114.03	\$120.52		
SF607	Sub - Head 161 x 50	6.50	\$159.84	\$199.16	\$192.14	\$206.88		
SF608	150mm Sub Sill 15mm Setback x 40mm Leg	6.50	\$353.77	\$416.12	\$404.98	\$428.37		
SFD02	Double Glazed Flat Pocket Filler	6.50	\$32.86	\$43.64	\$41.72	\$45.76		



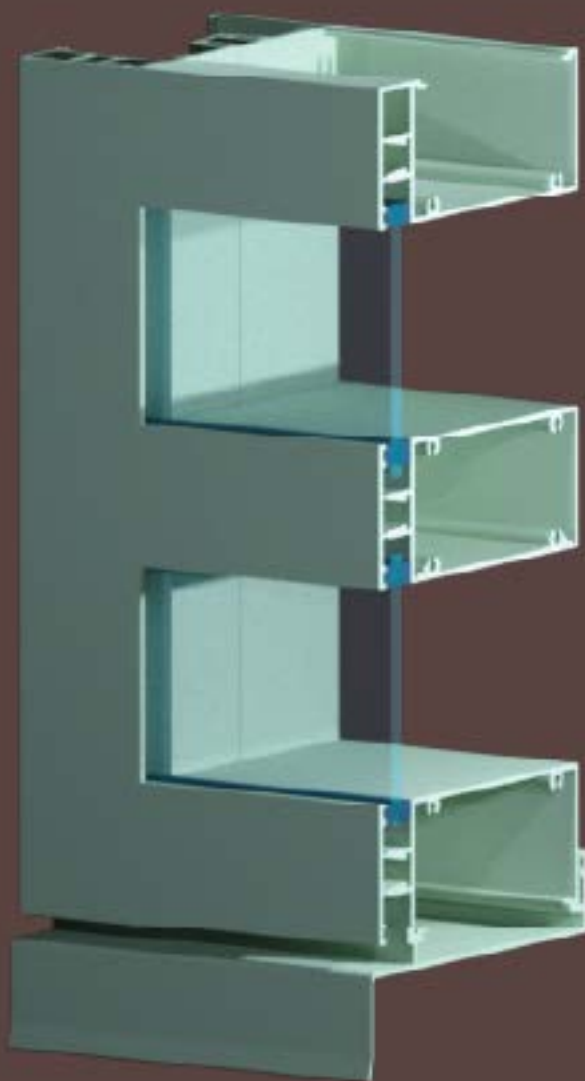
Visit us at
aluminiumsupply.com.au
189 - 195 Ordish Road Dandenong South Vic 3175



DON GIOVANNI SUITE

Front Single Glazed Shopfront System 103.6 x 50mm

The Don Giovanni Shopfront System has been developed with multiple configurations proving a popular choice for design, fabrication and end - user satisfaction.



APPLICATIONS

A straightforward system predominantly used in Commercial and Industrial window applications where functionality is priority.

FEATURES

The Don Giovanni Suite is ideal for use as a framing system for Glazing Glass, Plaster, Sheet, Perspex and more

Straight cut assembly - mechanical fix at joints

No mitre cutting required

Silicone Sealed glazing

Suitable for:

ASA Open Pocket System

ASA Double Beaded Door System

ASA Awning Window System

Readily available in mill and natural anodised

Contact us for WERS data



Front Single Glazed Shopfront System 103.6 x 50mm



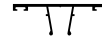
DG001 103.6mm Main Frame



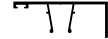
DG002 Light Frame Filler



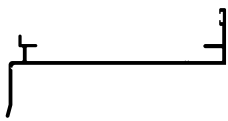
DG005 Back Adaptor - 16mm Pocket



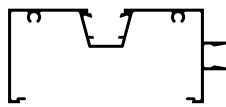
DG007 Snap Cover



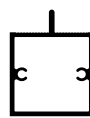
DG008 Snap Infill Cover



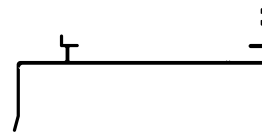
DG011 Sub Sill slotted Standard 5.5mm Setback




DG012 103.6mm Frame / Centre Pocket Jamb



DG013 45mm Mullion/ Transom



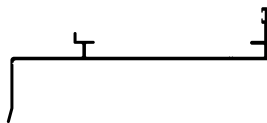
DG014 Sub Sill Slotted Extended 23mm Setback



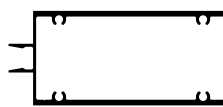
DG015 Heavy Duty Split Mullion - Male



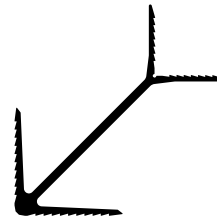
DG016 Heavy Duty Split Mullion - Female



DG017 Sub Sill Slotted Extended 35mm Setback x 37.5 Leg



DG019 103.6mm Box Frame



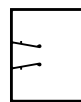
DG020 103 Frame Corner Stake 36.00mm



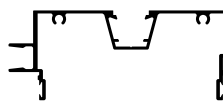
DG021 Double Glazing Frame Adaptor



DG023 Single Glaze End Cap



DG024 Double Glaze End Cap



DG025 Split Mullion Door Jamb

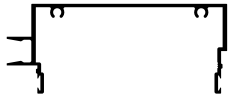


DG026 Single Glazed Sash Stop




DG027 Self Mating Mullion

Front Single Glazed Shopfront System 103.6 x 50mm



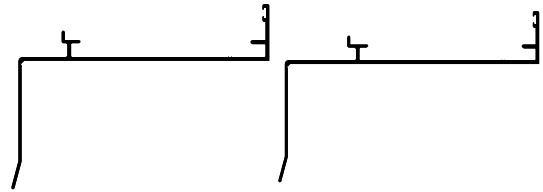
DG028 103.6mm Setback
Split Mullion - Male



DG029 103.6mm Setback
Split Mullion - Female



DG202 Heavy Duty Frame
Filler



HS014 Special Sub Sill
Extended 23mm Setback x
70 Leg

HS017 Special Sub Sill
Extended 35mm Setback x
70 Leg



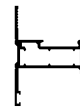
HS020 100mm Heavy Duty
Split Mullion - Male



HS021 100mm Heavy Duty
Split Mullion - Female



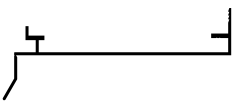
SF008 Door Stop 45mm



SF012 Awning Sash 53 x 36



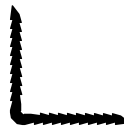
SF013 Awning Sash Bead



SF026 Sub Sill Slotted 6mm
Setback x 25.4 Leg



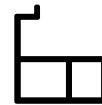
SF040 C.O.C Cover Plate



SF041 Corner Stake



SF042 Plant-on Door Stop
21 x 13



SF104 Chain Winder
Adaptor 47.5 x 50.9

Front Single Glazed Shopfront System 103.6 x 50mm

Item	Description	Length metres	Mill Finish	Powder Coat		
				Anodised 15um	Cat 1	Cat 2
DG001	103.6mm Main Frame	6.50	\$135.70	\$174.36	\$167.45	\$181.95
DG002	Light Frame Filler suits 101.6 Frames	6.50	\$53.19	\$68.19	\$65.51	\$71.14
DG005	Back Adaptor - 16mm Pocket	6.50	\$50.04	\$61.33	\$59.31	\$63.54
DG007	Snap Cover	6.50	\$38.93	\$52.91	\$50.41	\$55.66
DG008	Snap Infill Cover	6.50	\$44.59	\$60.32	\$57.51	\$63.41
DG011	Sub Sill Slotted Standard 5.5mm Setback	6.50	\$149.81	\$180.10	\$174.69	\$186.04
DG012	103.6mm Frame / Centre Pocket Jamb	6.50	\$176.10	\$224.81	\$216.11	\$234.37
DG013	45mm Mullion/Transom	6.50	\$153.58	\$170.88	\$167.79	\$174.28
DG014	Sub Sill Slotted Extended 23mm Setback	6.50	\$161.89	\$195.52	\$189.51	\$202.13
DG015	Heavy Duty Split Mullion Male	6.50	\$218.08	\$247.34	\$242.12	\$253.09
DG016	Heavy Duty Split Mullion Female	6.50	\$199.86	\$227.23	\$222.34	\$232.61
DG017	Sub Sill Slotted Extended 35mm Setback x 37.5 Leg	6.50	\$171.60	\$207.41	\$201.02	\$214.45
DG019	103.6mm Box Frame	6.50	\$265.04	\$308.05	\$300.37	\$316.49
DG020	103 Frame Corner Stake 36.00mm Min qty 10 units	unit	\$12.25			
DG021	Double Glazing Frame Adaptor	6.50	\$36.45	\$47.37	\$45.42	\$49.52
DG023	Single Glaze End Cap	6.50	\$50.13	\$67.46	\$64.37	\$70.86
DG024	Double Glaze End Cap	6.50	\$67.68	\$90.61	\$86.51	\$95.11
DG025	Split Mullion Door Jamb	6.50	\$190.54	\$234.44	\$226.60	\$243.06
DG026	Single Glazed Sash Stop	6.50	\$56.02	\$72.25	\$69.35	\$75.44

Front Single Glazed Shopfront System 103.6 x 50mm

Item	Description	Length metres	Mill Finish	Anodised 15um	Powder Coat	
					Cat 1	Cat 2
DG027	Self Mating Mullion	6.50	\$131.84	\$161.76	\$156.42	\$167.64
DG028	103.6mm Setback Split Mullion Male	6.50	\$154.36	\$191.86	\$185.16	\$199.22
DG029	103.6mm Setback Split Mullion Female	6.50	\$102.31	\$128.44	\$123.77	\$133.57
DG202	Heavy Duty Frame Filler	6.50	\$69.03	\$85.63	\$82.67	\$88.89
HS014	Special Sub Sill Extended 23mm Setback x 70 Leg	6.50	\$187.30	\$225.66	\$218.81	\$233.20
HS017	Special Sub Sill Extended 35mm Setback x 70 Leg	6.50	\$197.40	\$238.09	\$230.83	\$246.09
HS020	100mm Heavy Duty Split Mullion Male	6.50	\$221.35	\$248.87	\$243.96	\$254.28
HS021	100mm Heavy Duty Split Mullion Female	6.50	\$201.31	\$226.50	\$222.00	\$231.45
SF008	Door Stop 45mm	6.50	\$33.16	\$44.08	\$42.13	\$46.22
SF012	Awning Sash 53 x 36 suits SF041 Stake	6.50	\$76.28	\$93.82	\$90.69	\$97.26
SF013	Awning Sash Bead suits SF012 HDG10 SF089	6.50	\$25.01	\$34.55	\$32.84	\$36.42
SF026	Sub Sill Slotted 6mm Setback x 25.4 Leg	6.50	\$120.93	\$149.69	\$144.55	\$155.33
SF040	C.O.C Cover Plate	6.50	\$70.59	\$87.26	\$84.28	\$90.54
SF041	Corner Stake suits SF012 & SF089	each	\$1.85			
SF042	Plant-on Door Stop 21 x 13	6.50	\$32.25	\$39.53	\$38.23	\$40.96
SF104	Chain Winder Adaptor 47.5 x 50.9	6.50	\$99.82	\$117.12	\$114.03	\$120.52




Visit us at
aluminiumsupply.com.au
189 - 195 Ordish Road Dandenong South Vic 3175



DON GIOVANNI SUITE

Front Double Glazed Shopfront System 103.6 x 50mm

The Don Giovanni Shopfront System in Double Glazed configuration is a popular system of choice.



APPLICATIONS

A straightforward system predominantly used in Commercial and Industrial window applications where functionality is priority.

FEATURES

The Don Giovanni Suite is ideal for use as a framing system for Glazing Glass, Plaster, Sheet, Perspex and more

Straight cut assembly - mechanical fix at joints

No mitre cutting required

Silicone Sealed glazing

Suitable for:

ASA Open Pocket System

ASA Double Beaded Door System

ASA Awning Window System

Readily available in mill and natural anodised

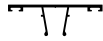
Contact us for WERS data



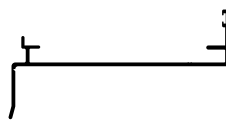
Front Double Glazed Shopfront System 103.6 x 50mm



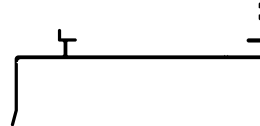
DG006 Back Adaptor -
35mm Pocket



DG007 Snap Cover



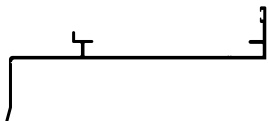
DG011 Sub Sill Slotted
5.5mm Setback x 25.4 Leg



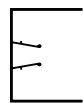
DG014 Sub Sill Slotted
Extended 23mm Setback x
37.5 Leg



DG016 Heavy Duty Split
Mullion - Female



DG017 Sub Sill Extended
35mm Setback



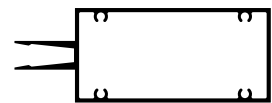
DG024 Double Glaze End
Cap



DG027 Self Mating Mullion



DG029 103.6mm Setback
Split Mullion - Female



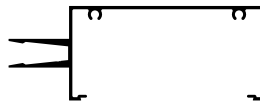
DG200 103.6mm Double
Glazed Box Frame



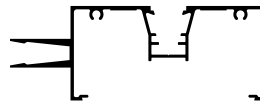
DG201 Double Glazed Snap
Infill Cover



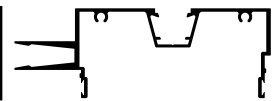
DG202 Heavy Duty Frame
Filler



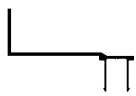
DG203 103.6mm Double
Glazed Head/Jamb



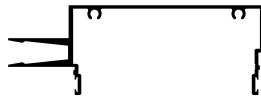
DG205 Double Glazed Door
Jamb



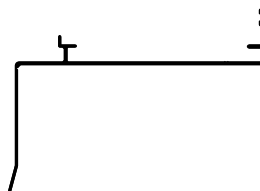
DG206 Double Glaze M/
Mull Door Jamb



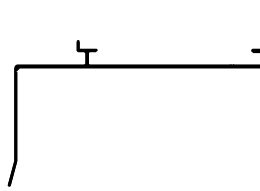
DG207 Double Glazed Sash
Stop



DG208 Double Glazed Split
Mullion



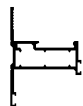
HS014 Special Sub Sill
Extended 23mm Setback x
70 Leg



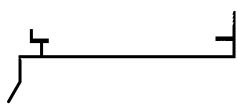
HS017 Special Sub Sill
Extended 35mm Setback x
70 Leg




SF008 Door Stop 45mm



SF012 Awning Sash 53 x 36



SF026 Sub Sill Slotted 6mm
Setback x 25.4 Leg



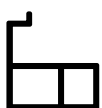
SF041 Corner Stake



SF042 Plant-on Door Stop
21 x 13



SF061 Double Glazed Sash
Bead



SF104 Chain Winder
Adaptor 47.5 x 50.9

Front Double Glazed Shopfront System 103.6 x 50mm

Item	Description	Length metres	Mill Finish	Anodised 15um	Powder Coat	
					Cat 1	Cat 2
DG006	Back Adaptor - 35mm Pocket	6.50	\$90.38	\$106.91	\$103.96	\$110.16
DG007	Snap Cover	6.50	\$38.93	\$52.91	\$50.41	\$55.65
DG011	Sub Sill Slotted 5.5mm Setback x 25.4 Leg	6.50	\$149.81	\$180.10	\$174.69	\$186.04
DG014	Sub Sill Slotted Extended 23mm Setback x 37.5 Leg	6.50	\$161.89	\$195.53	\$189.52	\$202.14
DG016	Heavy Duty Split Mullion Female	6.50	\$199.86	\$227.23	\$222.34	\$232.61
DG017	Sub Sill Extended 35mm Setback	6.50	\$171.60	\$207.41	\$201.02	\$214.45
DG024	Double Glaze End Cap	6.50	\$67.68	\$90.61	\$86.51	\$95.11
DG027	Self Mating Mullion	6.50	\$131.84	\$161.76	\$156.42	\$167.64
DG029	103.6mm Setback Split Mullion Female	6.50	\$102.31	\$128.44	\$123.77	\$133.57
DG200	103.6mm Double Glazed Box Frame	6.50	\$274.78	\$326.31	\$317.11	\$336.43
DG201	Double Glazed Snap Infill Cover	6.50	\$52.17	\$70.59	\$67.30	\$74.21
DG202	Heavy Duty Frame Filler	6.50	\$69.03	\$85.63	\$82.67	\$88.89
DG203	103.6mm Double Glazed Head/Jamb	6.50	\$180.05	\$223.52	\$215.75	\$232.05
DG205	Double Glazed Door Jamb	6.50	\$243.26	\$296.91	\$287.33	\$307.45
DG206	Double Glaze M/Mull Door Jamb (mates with DG029)	6.50	\$222.05	\$268.35	\$260.09	\$277.45
DG207	Double Glazed Sash Stop	6.50	\$61.90	\$80.40	\$77.09	\$84.03
DG208	Double Glazed Split Mullion	6.50	\$190.47	\$233.20	\$225.57	\$241.59
HS014	Special Sub Sill Extended 23mm Setback x 70 Leg	6.50	\$187.30	\$225.66	\$218.81	\$233.20
HS017	Special Sub Sill Extended 35mm Setback x 70 Leg	6.50	\$197.39	\$238.08	\$230.81	\$246.08
SF008	Door Stop 45mm	6.50	\$33.16	\$44.08	\$42.13	\$46.22
SF012	Awning Sash 53 x 36 suits SF041 Stake	6.50	\$76.28	\$93.82	\$90.69	\$97.26
SF026	Sub Sill Slotted 6mm Setback x 25.4 Leg	6.50	\$120.93	\$149.69	\$144.55	\$155.33
SF041	Corner Stake suits SF012 & SF089	each	\$1.60			
SF042	Plant-on Door Stop 21 x 13	6.50	\$32.25	\$39.53	\$38.23	\$40.96
SF061	Double Glazed Sash Bead suits SF012 SF089 SF082 HDG10	6.50	\$19.16	\$26.44	\$25.14	\$27.87
SF104	Chain Winder Adaptor 47.5 x 50.9	6.50	\$99.82	\$117.12	\$114.03	\$120.52




Visit us at
aluminiumsupply.com.au
189 - 195 Ordish Road Dandenong South Vic 3175



AWNING WINDOW

Commercial Awning Window System

Offered with scalloped or flat face, the ASA Commercial Awning Window System is appealing for it's wide range of project uses.



APPLICATIONS

Single and Double Glazed Awning Windows in Commercial and Industrial installations and Residential projects.

FEATURES

Awning Sash beaded to suit Single or Double Glazing applications

Option of using framed hook sash - negates the use of sash hinges

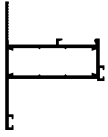
or

using sash hinges to match existing applications or different requirements

Straight and bevelled awning sash

Suits Centre and Flush-Front Glazed Systems

Commercial Awning System



HDG10 Awning Sash 68 x 22.5



HDG12 Corner Stake



HS026 Front Glazed Awning Sash Stop



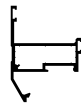
SF012 Awning Sash 53 x 36




SF013 Awning Sash Bead



SF018 Door Sash/Bead




SF032 Awning Sash Bevelled 51 x 37.6



SF041 Corner Stake



SF061 Double Glazed Sash Bead



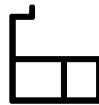
SF071 Awning Sash Bevelled Corner Stake



SF089 Hinged Awning Sash Frame 44 x 37.6



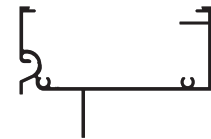
SF090 Hinged Awning Sash Frame Adaptor/Hook



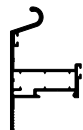
SF104 Chain Winder Adaptor 47.5 x 50.9



SF105 Centre Glazed Extended Sash Stop 24.95 x 49.5



SF107 Awning Sash Hinge Head



SF108 Awning Sash Flat Overlap Hinge Face




SF109 Awning Sash Flat Overlap Face

Commercial Awning System

Item	Description	Length metres	Mill Finish	Anodised 15um	Powder Coat	
					Cat 1	Cat 2
HDG10	Awning Sash 68 x 22.5 suits SF013 SF061	6.50	\$117.36	\$138.18	\$134.46	\$142.27
HDG12	Corner Stake suits Awning Sash HDG10	piece	\$2.99			
HS026	Front Glazed Awning Sash Stop suits 36mm Sash	6.50	\$46.87	\$58.67	\$56.56	\$60.98
SF012	Awning Sash 53 x 36 suits SF041 Stake	6.50	\$76.28	\$93.82	\$90.69	\$97.26
SF013	Awning Sash Bead suits SF012 HDG10 SF089	6.50	\$25.01	\$34.55	\$32.84	\$36.42
SF018	Door Sash/Bead	6.50	\$22.53	\$31.05	\$29.53	\$32.72
SF032	Awning Sash Bevelled 51 x 37.6 suits SF071 stake & SF018 Bead	6.50	\$83.53	\$101.15	\$98.00	\$104.61
SF041	Corner Stake suits SF012 & SF089	each	\$1.60			
SF061	Double Glazed Sash Bead suits SF012 SF089 SF082 HDG10	6.50	\$19.16	\$26.44	\$25.14	\$27.87
SF071	Awning Sash Bevelled Corner Stake suits SF032 Sash	each	\$2.30			
SF089	Hinged Awning Sash Frame 44 x 37.6 suit SF041 Stake	6.50	\$80.13	\$98.39	\$95.13	\$101.97
SF090	Hinged Awning Sash Frame Adaptor/Hook	6.50	\$31.23	\$40.26	\$38.65	\$42.04
SF104	Chain Winder Adaptor 47.5 x 50.9	6.50	\$99.82	\$117.12	\$114.03	\$120.52
SF105	Centre Glazed Extended Sash Stop 24.95 x 49.5	6.50	\$55.23	\$71.90	\$68.92	\$75.17
SF107	Awning Sash Hinge Head	6.50	\$157.54	\$201.75	\$193.85	\$210.43
SF108	Awning Sash Flat Overlap Hinge Face	6.50	\$95.64	\$117.02	\$113.20	\$121.22
SF109	Awning Sash Flat Overlap Face	6.50	\$79.90	\$97.36	\$94.24	\$100.79



Visit us at
aluminiumsupply.com.au
189 - 195 Ordish Road Dandenong South Vic 3175



THRESHOLD BEAD & BASE

Commercial Framing Thresholds

Thresholds to suit every type of door system offered within our standard product range. Standard, Wheelchair and ease of access thresholds available ex-stock

Suitable for:

101.6mm Centre Glazed systems
Flush Front 100mm systems

Front Glazed 103.6mm systems
SF612 to suit 150mm systems

Readily available in mill and natural anodised



CONTACT US FOR OTHER THRESHOLD SIZES AND STYLES


Commercial Bead & Base System

The ASA Commercial Bead & Base System is designed to compliment:

Centre Glazed
Front Glazed
Flush Glazed

Fixable base with snap-in bead to suit 10.4mm, 16mm & 18mm glass thickness

Adaptable to a wide variety of glass sizes and available ex-stock



THRESHOLD — BEAD & BASE —

ALUMINIUM
SUPPLY
AUSTRALIA



SF029 Threshold 101.6 x 20

SF051 Threshold 100 x 44

SF058 Threshold 100 x 12

SF086 Wheelchair
Threshold Mk III 101.6mm x 15.9

SF612 Wheelchair
Threshold Mk II 150mm x 15

Item	Description	Length metres	Mill Finish	Anodised 15um	Powder Coat	
					Cat 1	Cat 2
Thresholds available ex-stock						
SF029	Threshold 101.6 x 20	6.50		\$166.20	\$184.86	\$193.38
SF051	Threshold 100 x 44	6.50	\$231.91	\$268.81	\$262.22	\$276.06
SF058	Threshold 100 x 12	6.50		\$174.49	\$188.37	\$194.70
SF086	Wheelchair Threshold Mk III 101.6mm x 15.9	6.50		\$145.29	\$163.71	\$172.12
SF612	Wheelchair Threshold Mk II 150mm x 15	6.50	\$168.86	\$202.35	\$196.37	\$208.93
Contact us for other available profiles						

THRESHOLD BEAD & BASE

ALUMINIUM
SUPPLY
AUSTRALIA



SF054 Glazing Frame
30mm x 20.5

SF055 Glazing Bead

SF061 Double Glazed Sash
Bead

SF082 Glazing Frame
25mm x 25mm

Item	Description	Length metres	Mill Finish	Anodised 15um	Powder Coat	
					Cat 1	Cat 2
Bead & Base available ex-stock						
SF054	Glazing Frame 30mm x 20.5	6.50	\$33.99	\$43.59	\$41.88	\$45.48
SF055	Glazing Bead suits SF054	6.50	\$24.75	\$33.34	\$31.81	\$35.03
SF061	Double Glazed Sash Bead suits SF012, SF089, SF082, HDG10	6.50	\$19.27	\$26.55	\$25.25	\$27.98
SF082	Glazing Frame 25mm x 25mm	6.50	\$32.24	\$41.42	\$39.78	\$43.22
Contact us for other available profiles						




Visit us at
aluminiumsupply.com.au
189 - 195 Ordish Road Dandenong South Vic 3175



OPEN POCKET GLAZING DOOR

73 x 45mm (114mm Wide)

The ASA Open Pocket glazing system is perfect for glass cavity sliding, hinged & pivot Doors and Commercial Shopfronts



APPLICATIONS

Commercial Shopfront, Residential and Retail internal and External applications, sliding, hinged or pivoted door assembly

FEATURES

Ideal for glazing applications from 6 to 10.4mm
Easy spiggot assembly and beaded rails make the Open Pocket system adaptable to Front & Flush Glazing Systems

Straight cut assembly - mechanical fix at joints - spiggot assembly

No Mitre cutting required

Suitable for both dry and wet glazing

Available in 73mm width as standard

Suits:

ASA Centre Glazed 101.6mm

Front Glazed 103.6mm

Flush-Front Glazed 100mm

Readily available in mill and natural anodised

OPEN POCKET DOOR

ALUMINIUM
SUPPLY
AUSTRALIA



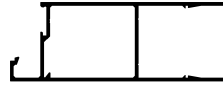
73 x 45mm (114mm Wide)



RES032 Draft Strip 15.9 x 6.5



SF016 Door Top Rail 83 x 42




SF017 Door Bottom Rail 115 x 42




SF018 Door Bead



SF019 Mid Rail (45mm)



SF020 Mid Rail (123mm)



SF041 Corner Stake



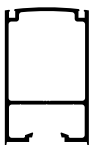
SF043 Open Pocket Lock Stile 73 x 44



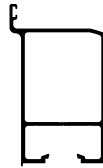
SF044 Open Pocket Hinge Stile 73 x 44



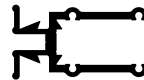
SF045 Open Pocket Wiper Stile 73 x 44



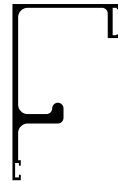
SF046 Open Pocket Pivot Stile 73 x 44



SF047 Open Pocket Cover Meeting Stile 86 x 44



SF056 Open Pocket Door Spigots incl nuts and bolts



SF064 Standard Top Hung Door Track 93 x 60 mm



SF065 Pelmet suits SF064



SF066 Bottom Guide 60 x 38



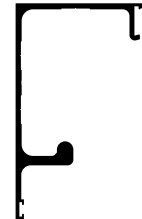
SF067 Meeting Stile Adaptor 28.65 x 4.75



SF081 Door Drip Fin 63 x 38



SF087 Heavy Duty Track Cover suits SF088



SF088 Heavy Duty Top Hung Door Track 114 x 70 mm



SF090 Hinged Awning Sash Frame Adaptor/Hook



SF091 Open Pocket Wide Lock Stile 114mm x 44



SF092 Open Pocket Wide Hinge Stile 114mm x 44



SF103 Door Bottom Seal Holder 37 x 6.5



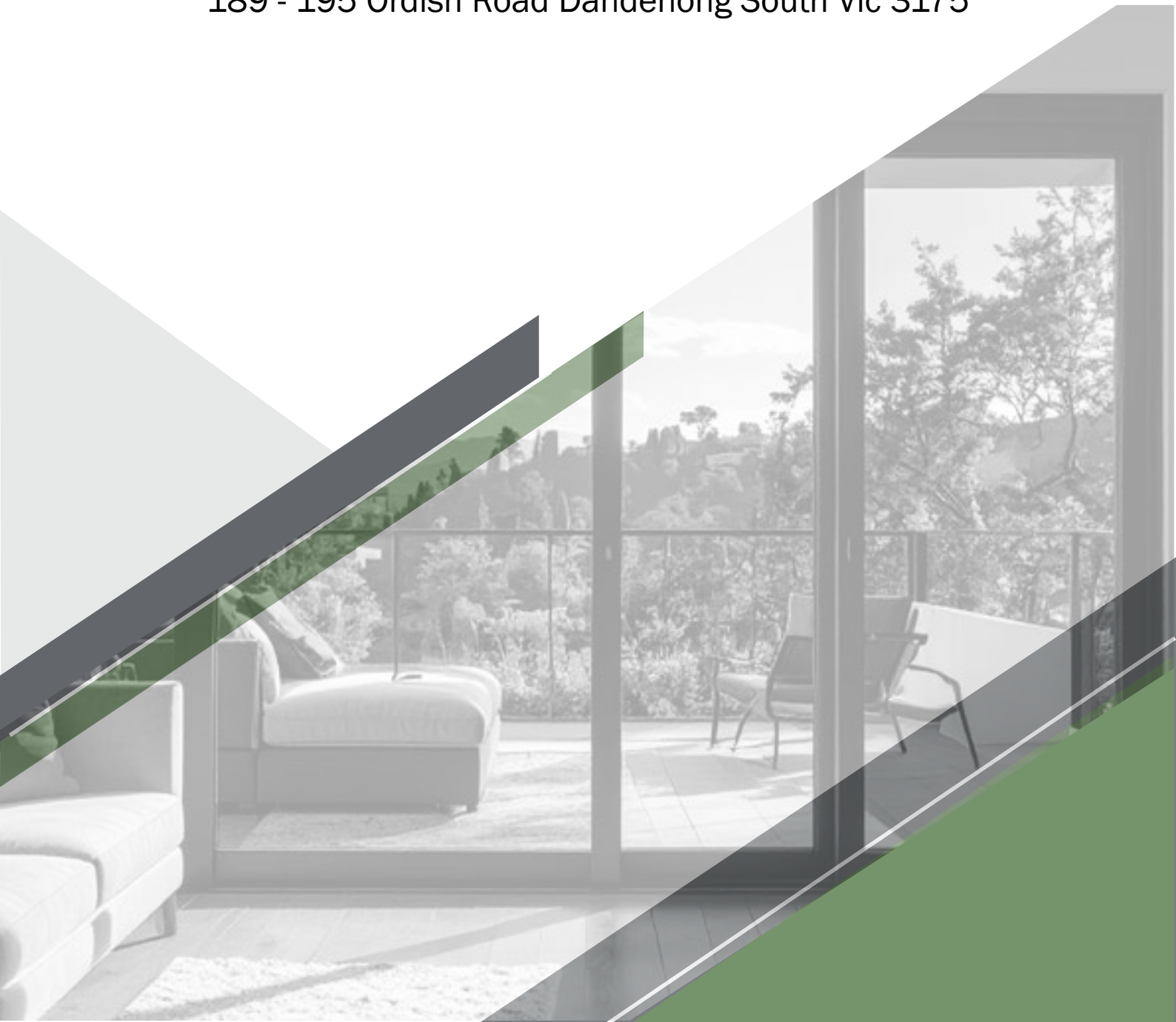
SF106 Bifold Stile 44.4 x 80mm

73 x 45mm (114mm Wide)

Item	Description	Length metres	Mill Finish	Anodised			Powder Coat	
				15um	Cat 1	Cat 2		
RES032	Draft Strip 15.9 x 6.5	4.30	\$8.45	\$13.26	\$12.40	\$14.21		
SF016	Door Top Rail 83 x 42	6.50	\$160.71	\$186.10	\$181.57	\$191.08		
SF017	Door Bottom Rail 115 x 42	6.50	\$245.98	\$281.86	\$275.45	\$288.90		
SF018	Door Bead	6.50	\$22.41	\$30.93	\$29.41	\$32.60		
SF019	Mid Rail (45mm)	6.50	\$127.54	\$151.63	\$147.33	\$156.37		
SF020	Mid Rail (123mm)	6.50	\$276.22	\$308.90	\$303.06	\$315.31		
SF041	Corner Stake suits SF012 & SF089	each	\$1.85					
SF043	Open Pocket Lock Stile 73 x 44	6.50	\$145.32	\$172.71	\$167.82	\$178.09		
SF044	Open Pocket Hinge Stile 73 x 44	6.50	\$148.26	\$174.77	\$170.04	\$179.98		
SF045	Open Pocket Wiper Stile 73 x 44	6.50	\$153.87	\$181.17	\$176.30	\$186.54		
SF046	Open Pocket Pivot Stile 73 x 44	5.45	\$152.50	\$176.00	\$171.80	\$180.61		
SF047	Open Pocket Cover Meeting Stile 86 x 44	6.50	\$181.88	\$209.90	\$204.90	\$215.41		
		5.45	\$160.53	\$185.85	\$181.33	\$190.82		
SF056	Open Pocket Door Spiggots incls nuts and bolts	6.50	\$191.46	\$221.65	\$216.26	\$227.58		
		each	\$7.50					
SF064	Standard Top Hung Door Track 93 x 60 mm	6.50	\$204.55	\$234.25	\$228.94	\$240.08		
SF065	Pelmet suits SF064	6.50	\$68.97	\$84.55	\$81.77	\$87.61		
SF066	Bottom Guide 60 x 38	6.50	\$131.84	\$152.81	\$149.06	\$156.93		
SF067	Meeting Stile Adaptor 28.65 x 4.75	6.50	\$43.19	\$50.54	\$49.23	\$51.99		
SF081	Door Drip Fin 63 x 38	6.50	\$55.49	\$67.94	\$65.72	\$70.38		
SF087	Heavy Duty Track Cover suits SF088	6.50	\$88.95	\$109.99	\$106.23	\$114.12		
SF088	Heavy Duty Top Hung Door Track 114 x 70 mm	6.50	\$249.43	\$301.95	\$292.57	\$312.27		
SF090	Hinged Awning Sash Frame Adaptor/Hook	6.50	\$31.24	\$40.26	\$38.65	\$42.04		
SF091	Open Pocket Wide Lock Stile 114mm Wide x 44	6.50	\$215.25	\$248.96	\$242.94	\$255.59		
SF092	Open Pocket Wide Hinge Stile 114mm Wide x 44	6.50	\$217.41	\$250.25	\$244.38	\$256.70		
SF103	Door Bottom Seal Holder 37 x 6.5	6.50	\$34.18	\$44.73	\$42.85	\$46.81		
SF106	Bifold Stile 44.4 x 80mm	6.50	\$187.18	\$214.17	\$209.35	\$219.47		



Visit us at
aluminiumsupply.com.au
189 - 195 Ordish Road Dandenong South Vic 3175



BANGHOLME APARTMENT DOOR

Commercial & Residential System

Simple and attractive, strong and durable, the Bangholme Apartment Door Suite by ASA is newly tested and certified to comply with AS2047

APPLICATIONS

High Spec Residential projects and Commercial Developments.

Compatible with a range of systems and suites

FEATURES

Easy to fabricate and assemble with extra stability & rigidity

101.60 x 55 Standard Double Head and Jamb sizes

150 x 55 Triple Head/Jamb

Sliding Door suitable for single and double glazing

Straight cut assembly - mechanical fix at joints

No Mitre cutting required

Dry or Wet Glazed

Suits:

Hutton Flush Front

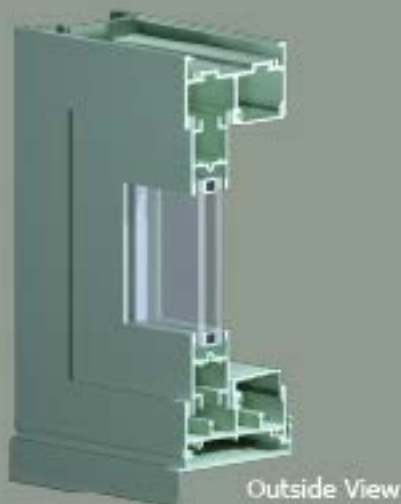

Hammond Front Glazed

Don Giovanni suites

Multiple Configurations

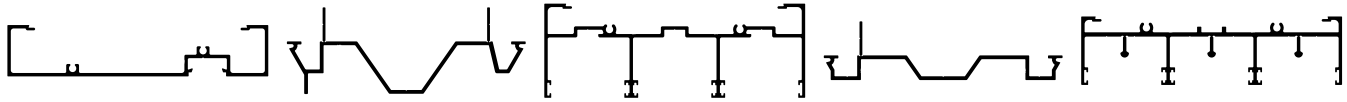
Low & High profile sills

Readily available in mill and natural anodised



**Contact us for
test data**

Sliding Apartment Door



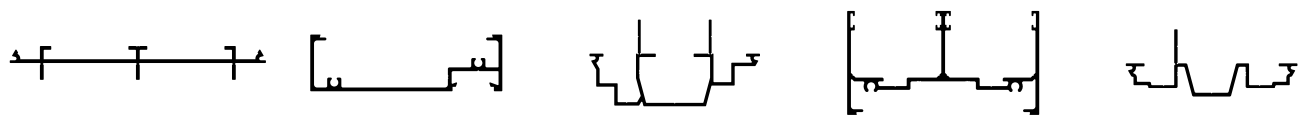
BH001 152.4 x 30 Jamb

BH002 152.4 Jamb Reveal
Fixing Bracket

BH003 152.4 x 55 Sliding
Door Head

BH004 152.4 Head Reveal
Fixing Bracket

BH005 152.4 x 40 Sill -
Slotted



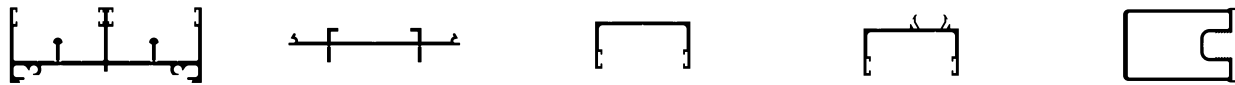
BH006 152.4 Sill Packer

BH007 101.6 x 30 Jamb

BH008 101.6 Jamb Reveal
Fixing Bracket

BH009 101.6 x 55 Head

BH010 101.6 Head Reveal
Fixing Bracket



BH011 101.6 x 40 Sill -
Slotted

BH012 101.6 Sill Packer

BH013 Adaptor Channel
50.4 x 25

BH014 Clip In Adaptor
Channel 50.4 x 25

BH015 Single Glaze Std
Lock Stile



BH016 Single Glaze OXXO
Female Stile

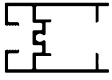
BH017 Single Glaze
Interlock

BH018 Single Glaze OXXO
Male Stile

BH019 Single Glaze HD
Meeting Stile

BH020 OXO Stile Adaptor

Sliding Apartment Door



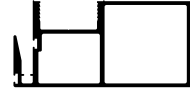
BH021 Single Glaze Rail



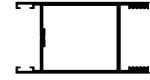
BH022 Double Glaze Lock Stile



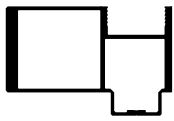
BH023 Double Glaze Interlock



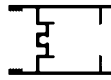
BH025 DG HD Meeting Stile



BH026 OXXO Female Stile



BH027 OXXO Male Stile



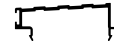
BH028 Double Glaze Rail



BH029 Sill Plain Filler
50.4mm



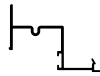
BH030 Treaded Sill Filler
50.4mm



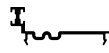
BH031 XO Threshold



BH032 XO Threshold



BH033 Flydoor Head Infil



BH034 Flydoor Sill Infil



BH035 Double Glaze
Adaptor

Sliding Apartment Door

Item	Description	Length metres	Mill Finish	Anodised 15um	Powder Coat	
					Cat 1	Cat 2
BH001	152.4 x 30 Jamb	6.5	\$175.77	\$216.90	\$209.55	\$224.98
BH002	152.4 Jamb Reveal Fixing Bracket	6.5	\$151.09	\$188.80	\$182.07	\$196.21
BH003	152.4 x 55 Sliding Door Head	6.5	\$268.68	\$332.89	\$321.43	\$345.51
BH004	152.4 Head Reveal Fixing Bracket	6.5	\$121.67	\$152.10	\$146.66	\$158.07
BH005	152.4 x 40 Sill - Slotted	6.5	\$322.63	\$383.49	\$372.62	\$395.44
BH006	152.4 Sill Packer	6.5	\$127.10	\$157.97	\$152.45	\$164.03
BH007	101.6 x 30 Jamb	6.5	\$131.85	\$162.06	\$156.67	\$168.00
BH008	101.6 Jamb Reveal Fixing Bracket	6.5	\$129.59	\$165.04	\$158.71	\$172.01
BH009	101.6 x 55 Head	6.5	\$195.80	\$241.81	\$233.59	\$250.85
BH010	101.6 Head Reveal Fixing Bracket	6.5	\$101.41	\$129.07	\$124.13	\$134.51
BH011	101.6 x 40 Sill - Slotted	6.5	\$238.08	\$280.60	\$273.00	\$288.95
BH012	101.6 Sill Packer	6.5	\$83.86	\$104.76	\$101.03	\$108.86
BH013	Adaptor Channel 50.4 x 25	6.5	\$62.02	\$78.18	\$75.30	\$81.36
BH014	Clip In Adaptor Channel 50.4 x 25	6.5	\$69.15	\$88.15	\$84.76	\$91.88
BH015	Single Glaze Std Lock Stile	6.5	\$126.65	\$145.22	\$141.91	\$148.87
BH016	Single Glaze OXXO Female Stile	6.5	\$155.28	\$180.27	\$175.80	\$185.17
BH017	Single Glaze Interlock	6.5	\$173.16	\$196.63	\$192.44	\$201.23
BH018	Single Glaze OXXO Male Stile	6.5	\$320.18	\$346.45	\$341.76	\$351.61
BH019	Single Glaze HD Meeting Stile	6.5	\$322.33	\$353.72	\$348.12	\$359.89
BH020	OXO Stile Adaptor	6.5	\$145.09	\$165.43	\$161.80	\$169.43

Sliding Apartment Door

Item	Description	Length	Mill	Clear	Cat 1	Cat 2
BH021	Single Glaze Rail	6.5	\$118.38	\$150.20	\$144.52	\$156.45
BH022	Double Glaze Lock Stile	6.5	\$139.10	\$158.31	\$154.88	\$162.09
BH023	Double Glaze Interlock	6.5	\$169.77	\$192.99	\$188.84	\$197.55
BH025	DG HD Meeting Stile	6.5	\$306.03	\$352.88	\$344.51	\$362.08
BH026	OXXO Female Stile	6.5	\$146.68	\$171.58	\$167.14	\$176.48
BH027	OXXO Male Stile	6.5	\$295.06	\$334.21	\$327.22	\$341.91
BH028	Double Glaze Rail	6.5	\$104.58	\$131.51	\$126.70	\$136.80
BH029	Sill Plain Filler 50.4mm	6.5	\$27.62	\$37.95	\$36.11	\$39.98
BH030	Treaded Sill Filler 50.4mm	6.5	\$32.48	\$43.33	\$41.39	\$45.46
BH031	XO Threshold	6.5	\$50.02	\$64.95	\$62.28	\$67.88
BH032	XO Threshold	6.5	\$54.78	\$71.01	\$68.11	\$74.20
BH033	Flydoor Head Infil	6.5	\$47.76	\$64.21	\$61.28	\$67.45
BH034	Flydoor Sill Infil	6.5	\$48.55	\$62.75	\$60.21	\$65.54
BH035	Double Glaze Adaptor	6.5	\$51.98	\$65.67	\$62.90	\$67.84



Visit us at
aluminiumsupply.com.au
189 - 195 Ordish Road Dandenong South Vic 3175



BIFOLD SHOPFRONT DOOR

Commercial & Residential System

Highly Durable and low maintenance Shopfront system offering visual impact and superior functionality

APPLICATIONS

High Spec Residential projects and Commercial Developments including Retail and Public Centres.

Compatible with a range of systems and suites

FEATURES

Suitable for Hendersons Hardware

101.60mm Centre Pocket Glazing System


Straight cut assembly - mechanical fix at joints

No mitre cutting required

Dry or Wet Glazing

Available in 80mm width as standard

Readily available in mill and natural anodised

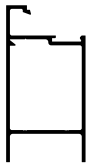


BIFOLD DOOR

ALUMINIUM
SUPPLY
AUSTRALIA



Centre Pocket Glazing System



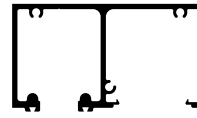
SF016 Door Top Rail 83 x 42



SF017 Door Bottom Rail 115 x 42



SF074 Bifold Door Sill - Exterior Opening



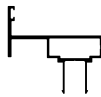
SF075 Bifold Door Head 101.6 x 57



SF076 Bifold Door Head Door Stop



SF077 Bifold Door Sill Door Stop



SF078 Bifold Door Jamb Door Stop



SF106 Bifold Stile 44.4 x 80mm

BIFOLD DOOR

ALUMINIUM
SUPPLY
AUSTRALIA




Centre Pocket Glazing System

Item	Description	Length metres	Mill Finish	Anodised 15um	Powder Coat	
					Cat 1	Cat 2
SF016	Door Top Rail 83 x 42	6.50	\$160.71	\$186.10	\$181.57	\$191.08
SF017	Door Bottom Rail 115 x 42	6.50	\$245.98	\$281.86	\$275.45	\$288.90
SF074	Bifold Door Sill - Exterior Opening	6.50	\$161.10	\$191.29	\$185.90	\$197.22
SF075	Bifold Door Head 101.6 x 57	6.50	\$322.44	\$396.04	\$382.90	\$410.50
SF076	Bifold Door Head Door Stop	6.50	\$41.71	\$53.65	\$51.51	\$55.99
SF077	Bifold Door Sill Door Stop	6.50	\$59.51	\$71.84	\$69.64	\$74.26
SF078	Bifold Door Jamb Door Stop	6.50	\$86.03	\$106.45	\$102.80	\$110.46
SF106	Bifold Stile 44.4 x 80mm	6.50	\$187.18	\$214.17	\$209.35	\$219.47



Visit us at
aluminiumsupply.com.au
189 - 195 Ordish Road Dandenong South Vic 3175



LOUVRES, BATTENS & FENCING

Louvres to suit Commercial and Residential applications in a range of sizes with various fitting catered for.

Special Finishing, including a wide selection of wood grain and powder coating colour and textures, make your Louvre Profiles stand out as an architectural feature on any project

An attractive solution for privacy and protection from the weather or providing shade

As well as being durable, these Louvre Profiles give timeless style to commercial and residential buildings, feature paneling and fencing



Batten profiles are a versatile product when creating a feature wall, ceiling or screen for fencing and privacy

Contemporary profiles offer a fantastic solution for interior and exterior applications




The linear textures allow extensive design and creative opportunities, combined with various finishing such as powder coating, wood grain finish and more

These batten profiles will add an element of difference to your next project

LOUVRES BATTENS & FENCING

ALUMINIUM
SUPPLY
AUSTRALIA



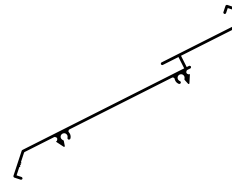
PS001 Elliptical Louvre 55 x 12 x 1.3mm




PS002 Louvre Box Frame 38.1 x 25.4mm




PS003 Louvre Frame Cover 35mm



PS005 Commercial Louvre 122 x 87mm



PS006 RHS 50 x 10 x 1.3mm



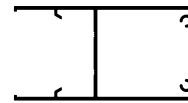
PS012 Fence Picket 65 x 16 x 1.2mm




PS013 Elliptical Louvre 100 x 20mm



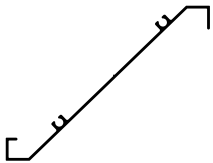
PSB01 50mm Batten End Clip




PSB03 100mm x 50mm Batten



RES015 75 x 16 x 1.2mm Picket Fence



SF072 Fixed Louvre 108 x 82

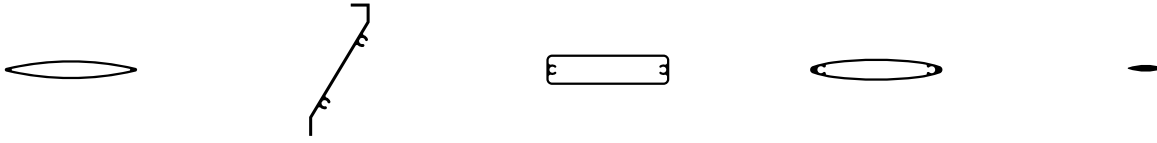


SRH043 Fence Picket 65 x 16 x 1.4mm

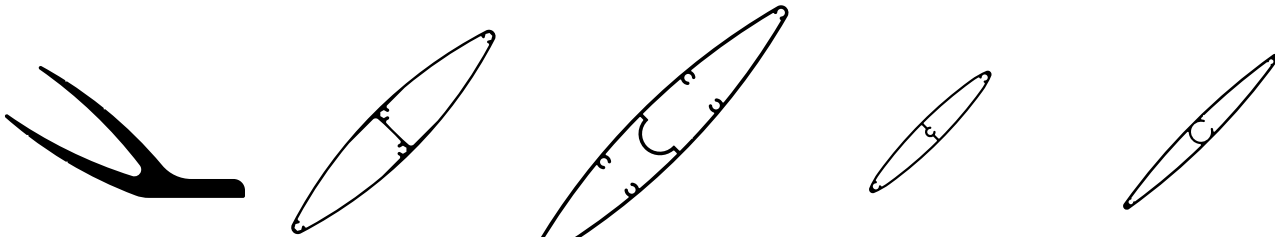
Item	Description	Length metres	Mill Finishing	Anodised 15um	Powder Coat	
					Cat 1	Cat 2
PS001	Elliptical Louvre 55 x 12 x 1.3mm	4.00	\$35.17	\$40.89	\$39.87	\$42.01
PS002	Louvre Box Frame 38.1 x 25.4mm	6.50	\$43.57	\$56.82	\$54.45	\$59.42
PS003	Louvre Frame Cover 35mm suits PS002	6.50	\$20.69	\$27.97	\$26.67	\$29.40
PS005	Commercial Louvre 122 x 87mm	6.50	\$101.97	\$132.40	\$126.96	\$138.37
PS006	RHS 50 x 10 x 1.3mm	6.50	\$59.75	\$69.20	\$67.52	\$71.06
PS012	Fence Picket 65 x 16 x 1.2mm Ext Rad 2mm Suit #8 gauge screw	6.10	\$63.94	\$75.89	\$73.75	\$78.23
PS013	Elliptical Louvre 100 x 20mm	6.50	\$114.53	\$131.35	\$128.34	\$134.65
PSB01	50mm Batten End Clip	6.50	\$77.18	\$95.89	\$92.55	\$99.57
PSB03	100mm x 50mm Batten	6.50	\$198.95	\$228.58	\$223.29	\$234.40
RES015	Picket Fence 75 x 16 x 1.2mm wall t/ness	6.50	\$69.66	\$83.28	\$80.84	\$85.95
SF072	Fixed Louvre 108 x 82	6.50	\$88.73	\$115.66	\$110.85	\$120.95
SRH043	Fence Picket 65 x 16 x 1.4mm Ext Rad 3mm Int Rad 1.6mm	6.50	\$66.62	\$77.98	\$75.95	\$80.21

LOUVRES BATTENS & FENCING

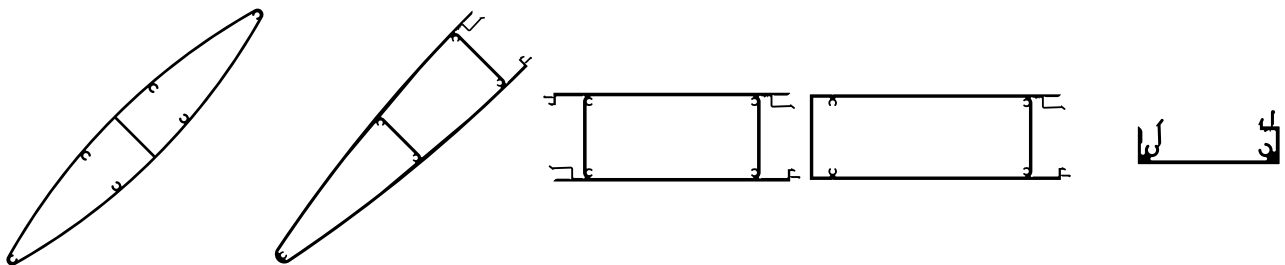
ALUMINIUM
SUPPLY
AUSTRALIA



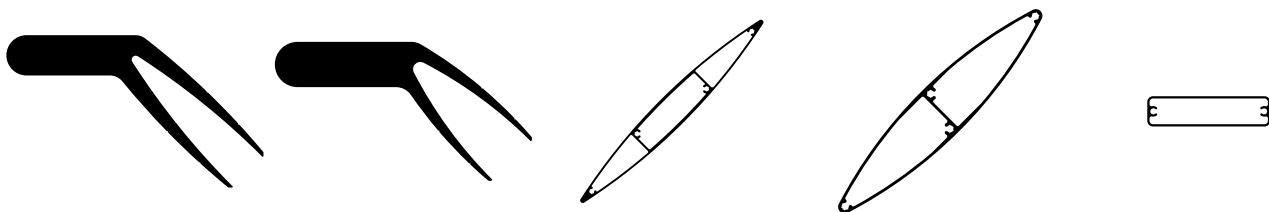
PS004 Elliptical Louvre 70 x 10 x 1.2mm **PS007** Z Louvre 70 x 32mm **PS010** Fence Picket 65 x 16 x 1.2mm **PS011** Elliptical Louvre 70mm x 11.7 x 1.2mm **PS017** Solid Elliptical Blade 19 x 4mm



PS025 Louvre Wall Bracket 50 x 10mm **PS026** Elliptical Louvre 150 x 29 x 1.3mm **PS027** Elliptical Blade 200 x 33 x 2mm **PS028** Elliptical Blade 90 x 14 x 1.2mm **PS029** Elliptical Blade 115 x 13 x 1.4mm



PS030 Elliptical Louvre 300 x 50 x 2.3mm **PS031** Box Louvre - Bullnose 300 x 75mm **PS032** Box Louvre - Intermediate 200 x 75mm **PS033** Box Louvre - End 220 x 75mm **PS034** Box Louvre - End Snap 20 x 75mm



PS048 Louvre Wall Bracket 69 x 25mm **PS049** Louvre Wall Bracket 78 x 25mm **PS050** Elliptical Blade 200 x 25 x 2.4/1.5mm **PS051** Elliptical Louvre 150 x 29 x 1.5mm **SRH018** Fence Picket 65 x 15 x 1.6mm

Contact us for these and other available sizes and profiles



Visit us at
aluminiumsupply.com.au
189 - 195 Ordish Road Dandenong South Vic 3175




INDUSTRY RELATED PROFILES

Rope Track





Roller Blind



Split Baton



Window Track



**CubeLock
Display Shelving**



Item	Description	Length metres	Mill Finish	Anodised 15um	Powder Coat Cat 1	Powder Coat Cat 2
RT001	9.0mm Rope Track	6.00	\$22.88	\$29.60	\$28.40	\$30.92
RES020	Residential Keyway Tube 39mm	5.80	\$20.14			
RES029	Split Baton 34.8 x 6.4mm	4.00	\$18.60			
SF094	Window Track 15.7mm x 26.6mm	6.50	\$37.24	\$48.45	\$46.44	\$50.65
Cubelock						
Contact us for stocked colours						
SFS028	CubeLock One Leg	3.70	\$23.19	\$28.75	\$27.76	\$29.85
SSB007	Square Box Profile 25.4 x 25.4 x 1.2mm	6.50	\$35.65	\$43.08	\$41.75	\$44.54
SFS028-2WAY	2 Way Box Joiner	each	\$2.00			
SFS028-3WAY	3 Way Box Joiner	each	\$2.00			
SFS028-3WAYT	3 Way Box Joiner T	each	\$2.00			
SFS028-4WAY	4 Way Box Joiner	each	\$2.45			
SFS028-5WAY	5Way Box Joiner	each	\$2.95			
SFS028-ECAP	Box End Cap	each	\$1.30			

GEOMETRIC SECTIONS

Angles

Channels

Hollows

Flats & More



ANGLES

Item	Width x Height x Thickness (external mm)	Length metres	Mill Finish	Anodised 15um	Powder Coat Cat 1	Powder Coat Cat 2
CONTACT US FOR MORE SIZES						
STA019	12 x 12 x 1.6	6.50	\$11.47	\$18.75	\$17.45	\$20.18
STA029	12 x 12 x 3.0	6.50	\$20.10	\$27.38	\$26.08	\$28.81
STA035	15 x 15 x 1.3	4.00	\$8.05	\$12.53	\$11.73	\$13.41
STA045	16 x 16 x 1.6	6.50	\$15.49	\$22.77	\$21.47	\$24.20
STA027	16 x 16 x 3.0	6.50	\$29.25	\$36.53	\$35.23	\$37.96
STA018	20 x 12 x 1.6	6.50	\$15.49	\$22.77	\$21.47	\$24.20
STA003	20 x 20 x 1.6	6.50	\$19.63	\$26.91	\$25.61	\$28.34
STA004	20 x 20 x 3.0	6.50	\$33.95	\$41.23	\$39.93	\$42.66
STA005	25 x 12 x 1.6	6.50	\$18.09	\$25.37	\$24.07	\$26.80
STA020	25 x 20 x 1.6	6.50	\$22.11	\$29.39	\$28.09	\$30.82
STA057	25 x 20 x 3.0	6.50	\$38.48	\$45.76	\$44.46	\$47.19
STA006	25 x 25 x 1.6	6.50	\$23.65	\$30.93	\$29.63	\$32.36
STA037	25 x 25 x 3.0	6.50	\$43.23	\$50.51	\$49.21	\$51.94
STA100	30 x 12 x 1.6	6.50	\$20.58	\$27.86	\$26.56	\$29.29
STA008	32 x 20 x 1.6	6.50	\$24.67	\$32.24	\$30.89	\$33.73
STA058	32 x 25 x 3.0	6.50	\$49.57	\$57.87	\$56.39	\$59.50
STA033	32 x 32 x 1.6	6.50	\$30.56	\$39.88	\$38.21	\$41.71
STA040	32 x 32 x 3.0	6.50	\$55.91	\$65.23	\$63.56	\$67.06
STA025	35 x 20 x 1.6	6.50	\$28.76	\$36.76	\$35.33	\$38.34
STA032	38.1 x 38.1 x 5.0 Int Rad Cnr 5mm	6.50	\$121.50	\$132.57	\$130.59	\$134.74
STA021	40 x 12 x 1.6	6.50	\$24.67	\$32.24	\$30.89	\$33.73
STA010	40 x 20 x 1.6	6.50	\$28.41	\$37.14	\$35.58	\$38.86
STA022	40 x 25 x 1.6	6.50	\$31.01	\$40.47	\$38.78	\$42.33
STA026	40 x 25 x 2.7	6.50	\$55.52	\$64.99	\$63.30	\$66.84
STA023	40 x 40 x 1.6	6.50	\$38.37	\$50.16	\$48.05	\$52.48
STA011	40 x 40 x 3.0	6.50	\$70.62	\$82.27	\$80.19	\$84.56

Powdercoating: External Visible Face Internal/Both Faces POA

ANGLES

Item	Width x Height x Thickness (external mm)	Length metres	Mill Finish	Anodised 15um	Powder Coat Cat 1	Powder Coat Cat 2
CONTACT US FOR MORE SIZES						
STA012	50 x 20 x 1.6	6.50	\$33.27	\$43.47	\$41.65	\$45.47
STA013	50 x 25 x 1.6	6.50	\$35.88	\$46.80	\$44.85	\$48.94
STA024	50 x 25 x 3.0	6.50	\$66.78	\$78.13	\$76.10	\$80.36
STA014	50 x 50 x 1.6	6.50	\$48.10	\$62.66	\$60.06	\$65.52
STA028	50 x 50 x 3.0	6.50	\$89.30	\$104.08	\$101.44	\$106.98
STA059	60 x 25 x 3.0	6.50	\$75.15	\$87.45	\$85.26	\$89.87
STA060	60 x 60 x 3.0	6.50	\$107.29	\$124.76	\$121.64	\$128.20
STA015	70 x 20 x 1.6	6.50	\$43.12	\$56.22	\$53.88	\$58.80
STA016	70 x 25 x 1.6	6.50	\$45.61	\$59.44	\$56.97	\$62.16
STA017	70 x 40 x 1.6	6.50	\$52.97	\$68.98	\$66.12	\$72.13
STA061	75 x 25 x 1.6	6.50	\$48.10	\$62.66	\$60.06	\$65.52
STA062	75 x 25 x 3.0	6.50	\$89.18	\$103.74	\$101.14	\$106.60
STA063	80 x 50 x 2.5	6.50	\$97.45	\$116.37	\$112.99	\$120.09
STA052	80 x 80 x 6.0	6.50	\$282.27	\$317.10	\$310.88	\$323.94
STA034	90 x 40 x 1.6	6.50	\$69.34	\$88.27	\$84.89	\$91.99
STA038	100 x 25 x 3.0	6.50	\$132.39	\$150.59	\$147.34	\$154.17
STA064	100 x 50 x 3.0	6.50	\$158.82	\$180.58	\$176.70	\$184.86
STA077	100 x 66 x 6.0 Serrated 40mm Flat Washer 40 x 6 (16mm Hole also available)	6.00	\$292.00	\$327.98	POA	POA
STA030	100 x 100 x 2.0	6.50	\$133.08	\$162.20	\$157.00	\$167.92
STA066	100 x 100 x 8.0	6.50	\$553.45	\$597.13	\$589.33	\$605.71
STA031	125 x 50 x 3.0	6.50	\$185.91	\$211.39	\$206.84	\$216.39
STA036	125 x 50 x 6.0 Int Rad 4mm	4.10	\$258.72	\$282.83	\$278.53	\$287.57
STA071	150 x 50 x 3.0	6.50	\$212.87	\$241.91	\$236.73	\$247.62
STA067	250 x 50 x 3.0 Int Radius 5mm	6.50	\$322.57	\$387.65	\$376.03	\$400.44
STA072	200 x 50 x 3.0	6.50	\$266.92	\$321.41	\$311.68	\$332.11

Powdercoating: External Visible Face Internal/Both Faces POA

CHANNELS

Item	Width x Height x Thickness (external mm)	Length metres	Mill Finish	Anodised 15um	Powder Coat Cat 1	Powder Coat Cat 2
CONTACT US FOR MORE SIZES						
STC008	12 x 12 x 1.6	6.50	\$17.03	\$24.31	\$23.01	\$25.74
STC001	16 x 16 x 1.6	6.50	\$22.94	\$30.22	\$28.92	\$31.65
STC009	20 x 20 x 1.6	6.50	\$27.73	\$36.46	\$34.90	\$38.18
STC017	20 x 20 x 3.0	6.50	\$51.88	\$60.18	\$58.69	\$61.81
STC007	25 x 12 x 3.0	6.50	\$39.39	\$46.67	\$45.37	\$48.10
STC014	25 x 25 x 1.6	6.50	\$35.09	\$45.79	\$43.88	\$47.89
STC002	25 x 25 x 3.0	6.50	\$63.27	\$73.75	\$71.88	\$75.81
STC003	25 x 40 x 3.0	6.50	\$90.77	\$105.77	\$103.09	\$108.71
RES011	Residential Channel 28 x 24 x 1.50mm	4.20	\$21.50	\$28.46	\$27.22	\$29.83
RES012	Residential Channel 28 x 16 x 1.60mm	4.20	\$17.84	\$23.25	\$22.29	\$24.32
STC036	32 x 25 x 3.0	6.50	\$69.72	\$81.22	\$79.17	\$83.48
STC010	35 x 25 x 1.50	6.50	\$37.58	\$49.73	\$47.56	\$52.12
STC040	40 x 20 x 3.0	6.50	\$67.79	\$79.00	\$77.00	\$81.21
STC004	40 x 25 x 3.0	6.50	\$76.96	\$89.63	\$87.37	\$92.12
STC005	40 x 40 x 3.0	6.50	\$104.46	\$121.50	\$118.46	\$124.84
STC030	43.4 x 35 x 3.0	6.50	\$98.35	\$114.44	\$111.57	\$117.60
STC018	50 x 25 x 3.0	6.50	\$89.93	\$104.05	\$101.53	\$106.82
STC016	50 x 50 x 3.0	6.50	\$138.38	\$159.78	\$155.96	\$163.98
STC013	54 x 25 x 1.5	6.50	\$50.92	\$66.06	\$63.35	\$69.03
STC011	100 x 40 x 3.0	6.50	\$159.47	\$185.24	\$180.64	\$190.30
STC012	100 x 25 x 3.0	6.50	\$131.97	\$153.37	\$149.55	\$157.57

Item	Width x Height x Thickness (external mm)	Length metres	Mill Finish	Anodised 15um	Powder Coat Cat 1	Powder Coat Cat 2
CONTACT US FOR MORE SIZES						
Square Hollows						
SSB021	20 x 20 x 1.6	6.50	\$36.10	\$43.38	\$42.08	\$44.81
SSB016	20 x 20 x 3.0	6.50	\$57.83	\$65.11	\$63.81	\$66.54
SSB009	25 x 25 x 3.0	6.50	\$80.70	\$87.98	\$86.68	\$89.41
SSB007	25.4 x 25.4 x 1.2	6.50	\$35.65	\$43.08	\$41.75	\$44.54
SSB006	32 x 32 x 2.0	6.50	\$73.34	\$82.66	\$80.99	\$84.49
SSB008	40 x 40 x 3.0	6.50	\$136.15	\$147.80	\$145.72	\$150.09
SSB015	50 x 50 x 1.6	6.50	\$94.62	\$109.54	\$106.88	\$112.47
SSB001	50 x 50 x 2.5	6.50	\$145.21	\$159.77	\$157.17	\$162.63
SSB012	50.8 x 50.8 x 2.0 Ext Rad Cnr 6mm Int Rad 4mm	6.00	\$105.31			
SSB002	70 x 70 x 2.0	6.50	\$188.23	\$208.61	\$204.97	\$212.61
SSB027	90 x 90 x 2.0 Ext Rad Cnr 3mm	6.50	\$213.00	\$238.84	\$234.23	\$243.92
SSB004	100 x 100 x 3.0	6.50	\$355.72	\$399.40	\$391.60	\$407.98
SSB023	125 x 125 x 3.0 Ext Rad Cnr 1.40mm	6.50	\$526.58	\$580.97	\$571.25	\$591.65
SSB024	150 x 150 x 3.0 Ext Rad Cnr 3mm Int Rad Cnr 1.6mm	6.50	\$633.29	\$698.26	\$686.66	\$711.02
Rectangular Hollows						
SRH008	40 x 20 x 3.0	6.50	\$99.37	\$108.98	\$107.26	\$110.87
CNR50	50mm Corner stake - joiner	6.00	\$495.50			
SRH037	50 x 10 X 1.2 Ext Rad 1mm	6.50	\$41.99	\$51.44	\$49.75	\$53.29
SRH001	50 x 25 x 2.0	6.50	\$86.81	\$98.82	\$96.67	\$101.18
SRH006	60 x 40 x 3.0	6.50	\$172.37	\$188.39	\$185.53	\$191.53
SRH043	Fence Picket 65 x 16 x 1.4mm Ext Rad 3mm Int Rad	6.50	\$66.62	\$77.98	\$75.95	\$80.21
SRH050	75 x 50 x 1.6	6.50	\$119.06	\$139.08	\$135.51	\$143.02
SRH005	80 x 40 x 3.0	6.50	\$209.04	\$228.26	\$224.83	\$232.03
SRH027	100 x 25 x 1.6	6.50	\$119.18	\$139.20	\$135.62	\$143.13
SRH023	100 x 50 x 1.6	6.50	\$143.51	\$167.45	\$163.18	\$172.16
SRH003	100 x 50 x 3.0	6.50	\$265.29	\$301.33	\$294.89	\$308.40
SRH002	150 x 50 x 3.0	6.50	\$355.72	\$403.77	\$395.19	\$413.20
SRH007	200 x 50 x 3.0	6.50	\$447.39	\$507.45	\$496.73	\$519.25
SRH024	250 x 50 x 3.0	6.50	\$598.01	N/A	N/A	N/A
SRH034	300 x 50 x 3.0 - Webbed Alloy 6106T6	6.50	\$928.94	N/A	N/A	N/A
Round Hollows						
STR001	10 x 1.2	4.00	\$7.18	\$12.10	\$11.22	\$13.07
STR005	16 x 1.6	4.00	\$14.26	\$19.19	\$18.31	\$20.16
STR002	20 x 1.2	4.00	\$13.90	\$18.83	\$17.95	\$19.79
STR010	25 x 3.0	6.50	\$63.61	\$71.61	\$70.18	\$73.19
STR039	32 X 3.0	6.50	\$96.94	\$105.03	\$103.58	\$106.61
STR020	38 x 2.0	6.00	\$67.91	\$76.78	\$75.19	\$78.52
STR013	48.41 x 4.47 Scaffold Tube 6061T6	6.50	\$188.55	\$200.73	\$198.55	\$203.12
STR007	56 x 2.0	6.00	\$105.03	\$117.97	\$115.66	\$120.51

N.B. Box sections - Anodising Die Lines may be visible on section

FLATS, ROUNDS & SOLIDS

Item	Width x Height x Thickness (external mm)	Length metres	Mill Finish	Anodised 15um	Powder Coat Cat 1	Powder Coat Cat 2
CONTACT US FOR MORE SIZES						
FLAT BAR						
STF015	12 x 3.0	4.10	\$7.33	\$11.92	\$11.10	\$12.82
STF001	16 x 3.0	4.00	\$9.75	\$14.23	\$13.43	\$15.11
STF019	20 x 1.6	4.00	\$6.26	\$10.74	\$9.94	\$11.62
STF002	20 x 3.0	4.00	\$11.79	\$16.27	\$15.47	\$17.15
STF003	20 x 6.0	4.00	\$22.64	\$27.12	\$26.32	\$28.00
STF013	20 x 10.0	4.00	\$37.54	\$42.02	\$41.22	\$42.90
STF041	25 x 1.6	4.00	\$8.87	\$13.35	\$12.55	\$14.23
STF030	25 x 3.0	4.00	\$14.38	\$18.86	\$18.06	\$19.74
STF026	25 x 6.0	4.00	\$28.21	\$32.69	\$31.89	\$33.57
STF005	32 x 3.0	4.00	\$18.04	\$22.52	\$21.72	\$23.40
STF016	40 x 3.0	4.00	\$22.57	\$27.05	\$26.25	\$27.93
STF004	40 x 12.0	4.00	\$90.26	\$94.92	\$94.09	\$95.84
STF006	40 x 25.0	4.00	\$188.05	\$196.79		
STF039	50 x 1.5	4.00	\$14.07	\$18.68	\$17.86	\$19.59
STF010	50 x 3.0	4.00	\$28.35	\$33.10	\$32.25	\$34.03
STF033	50 x 6.0	4.00	\$56.41	\$61.43	\$60.54	\$62.42
STF014	50 x 10.0	4.00	\$94.37	\$99.75	\$98.79	\$100.81
STF007	60 x 3.0	4.00	\$33.92	\$39.56	\$38.56	\$40.67
STF008	80 x 1.5	4.00	\$22.57	\$29.87	\$28.56	\$31.30
STF036	80 x 3.0	4.00	\$45.13	\$52.57	\$51.24	\$54.03
STF034	80 x 6.0	4.00	\$90.26	\$97.97	\$96.59	\$99.48
STF009	100 x 1.5	4.00	\$28.21	\$37.30	\$35.68	\$39.09
STF037	100 x 3.0	4.00	\$56.41	\$65.64	\$64.00	\$67.46
STF024	100 x 6.0	4.00	\$112.83	\$122.33	\$120.63	\$124.19
STF045	100 x 10.0	4.00	\$188.05	\$202.83	POA	POA
STF046	125 x 3.0	4.00	\$70.48	\$81.95	\$79.90	\$84.21
STF018	130 x 1.5	3.70	\$33.95	\$44.85	\$42.90	\$46.99
STF017	150 x 1.5	3.60	\$38.11	\$50.33	\$48.15	\$52.73
Fluted Tube						
STRF02	21.2mm OD - 18.8mm ID (1.2w/t)	4.90	\$17.12	\$23.15	\$22.07	\$24.34
STRF03	25mm OD - 22mm ID (1.5w/t)	4.90	\$22.52	\$28.56	\$27.48	\$29.75
STRF01	29mm OD - 26mm ID (1.5w/t)	4.90	\$26.11	\$32.14	\$31.07	\$33.33
Solid Bar						
SRB001	Round - 18mm Diameter	3.60	\$48.88	\$53.32	\$52.53	\$54.19
T' Section						
STT001	20 x 20 x 1.6	6.50	\$20.46	\$27.74	\$26.44	\$29.17
STT002	40 x 40 x 3.0	6.50	\$54.51	\$64.44	\$68.97	\$54.51

Residential & Domestic

**Flyscreen &
Security Door**

Diamond Grill

Colonial Bar

Architrave

Stacker Door

Item	Description	Length Metres	Mill Finish	Anodised 15um	Powder Coat Cat 1	Powder Coat Cat 2
Contact us for current stocked colours						
Residential Door & Window Profiles						
RES001	Architrave 90 x 15.2	6.00	\$52.24	\$69.10	\$66.09	\$72.42
RES003	Colonial Bar 25mm	3.60	\$15.51	\$19.54	\$18.82	\$20.33
TM001	Stacker Door Head 55 x 25	4.20	\$39.49	\$52.10	\$49.85	\$54.57
TM002	Stacker Door Jamb 52.5 x 22.5	5.00	\$45.97	\$60.08	\$57.56	\$62.85
TM003	Stacker Door Sill 57 x 17	4.20	\$31.52	\$40.36	\$38.78	\$42.10
Security Doors						
RES005	Corner Stake <i>suits RES006 & RES007</i>	each	\$1.50			
RES006	70mm Ribbed Security Door Frame	6.00	\$31.35		\$39.60	
RES007	70mm Flat Security Door Frame - Clearance	6.00			\$19.50	
RES011	Residential Channel 28 x 24 x 1.50mm	4.20	\$21.50	\$28.46	\$27.22	\$29.83
RES012	Residential Channel 28 x 16 x 1.60mm	4.20	\$17.84	\$23.25	\$22.29	\$24.32
RES013	Bottom Track 12 x 18	5.40	\$15.72	\$21.77	\$20.69	\$22.95
RES014	Corner Stake suits RES009	each	\$1.50			
RES032	Draft Strip 15.9 x 6.5	4.30	\$8.45	\$13.26	\$12.40	\$14.21
Diamond Grills						
GRILL-750	750 x 7mm	2.05	\$30.00			
GRILL-830	830 x 7mm	2.05	\$40.00			
GRILL-920	920 x 7mm	2.05	\$45.00			
Flyscreen						
RES008	Flyscreen Sill Section 62 x 14	5.00	\$21.77	\$31.29	\$29.59	\$33.16
SFS001	Fly-Screen Frame 22 x 9	5.00			\$4.50	
SFS002	Corner Stake <i>suits SFS001</i>	each	\$0.30			
SFS008	Fly-Screen Frame 25 x 11	5.00			\$14.20	
SFS009	Corner Stake <i>suits SFS008</i>	each	\$0.30			
Mesh						
SFS013	Fibre Glass Mesh - 610 x 50m Roll	roll	\$84.00			
SFS004	Fibre Glass Mesh - 750 x 50m Roll	roll	\$94.50			
SFS016	Fibre Glass Mesh - 810 x 50m Roll	roll	\$98.50			
SFS005	Fibre Glass Mesh - 910 x 50m Roll	roll	\$108.50			
SFS006	Fibre Glass Mesh - 1220 x 50m Roll	roll	\$152.00			
SFS052	Fibre Glass Mesh - 1800 x 50m Roll	roll	\$294.50			



ALUMINIS FINISHING

ANODISING

Anodise Finish		10um	15um	20um	25um	MINIMUM CHARGE
Matt Clear	Bulk	\$8.46	\$11.20	\$13.84	\$17.30	-
	Min charge	\$325	\$375	\$475	\$580	-
Pale, Light & Standard Bronze	Bulk	\$12.62	\$16.80	\$20.81	\$25.87	-
	Min charge	\$470	\$525	\$685	\$850	-
Medium Bronze	Bulk	\$13.44	\$17.90	\$22.16	\$27.61	-
	Min charge	\$500	\$600	\$725	\$900	-
Dark Bronze	Bulk	\$14.31	\$18.98	\$23.60	\$29.29	-
	Min charge	\$525	\$635	\$770	\$1,000	-
Matt Black	Bulk	N/A	\$20.10	\$25.00	\$31.86	-
	Min charge	N/A	\$700	\$900	\$1,100	-
Matt Organic Champagne, Bronze & Inorganic Gold		\$16.75	\$18.92	\$22.18		POA
Strip Etch		\$9.25				\$400

Conditions and meanings:

Job-lot material to be coated is expected to be all in the same length (for pricing purposes).

Job-lots supplied with multiple sized lengths (that fall below the minimum quantity) will be priced as the longest length in that job-lot:

Example 1 50 Ins @ 5.5m and 5 Ins @ 2.5m - priced as 5.5m per length for whole job (55Ins @ 5.5m)

Example 2 50Ins @ 5.5m and 5Ins @ 6.5m - priced as 6.5m per length for whole job (55Ins @ 6.5m)

The minimum anodise perimeter is 100mm

Aluminium extrusion length to be between 3.0 and 7.0 metres

Extrusions with a wall thickness over 3mm - POA

Extrusion finishing pricing prices apply to a maximum of 2kg per metre, all others POA | Max weight 30kg per length

7.0 to 7.4 metres please add 10%

Lengths under 3.0 metres and over 7.0 metres - POA

Components, Pressing and Cut lengths - POA

Includes standard packing interlaid back into original container

Non standard packing - POA

Packing of extrusions in special bundles - quantities as practical - \$3.50m²

Hollows 10% surcharge

Coastline Anodising - 25 year warranty - POA

Prices based on supply of ASA metal only

Customers' own material - POA

All prices exclude GST



BRIGLIT
AWARDS

BRIGHT ANODISING

Bright Anodise Finish	10um	15um	20um	25um	MINIMUM CHARGE
Bright Silver	\$28.00	POA	POA	POA	\$750
Bright Bronze & Gold	\$32.03	POA	POA	POA	\$950
Bright Black	-	\$51.91		POA	\$1,500
Polishing				\$15.12 / m ² Min length 3.5m	\$600

Conditions & meanings:

Job-lot material to be coated is expected to be all in the same length (for pricing purposes).

Job-lots supplied with multiple sized lengths (that fall below the minimum quantity) will be priced as the longest length in that job-lot:

Example 1 50 Ins @ 5.5m and 5 Ins @ 2.5m - priced as 5.5m per length for whole job (55Ins @ 5.5m)

Example 2 50Ins @ 5.5m and 5Ins @ 6.5m - priced as 6.5m per length for whole job (55Ins @ 6.5m)

Aluminium extrusion length to be between 3.0 and 7.0 metres

Extrusions with a wall thickness over 3mm - POA

Extrusion finishing pricing prices apply to a maximum of 2kg per metre, all others POA | Max weight 30kg per length

7.0 to 7.4 metres please add 10%

Lengths under 3.0 metres and over 7.4 metres - POA

Components, Pressing and Cut lengths - POA

Includes standard packing interlaid back into original container

Non standard packing - POA

Packing of extrusions in special bundles - quantities as practical - \$3.50m²

Hollows 20% surcharge

Prices based on supply of ASA metal only

Customers' own material - POA

All prices exclude GST



5
K
A
P
O
W
E
R
C

POWDER COATING

Colour Category (refer to list)	MINIMUM CHARGE
Category 1	\$350
Category 2	\$480

Conditions and meanings:

Job-lot material to be coated is expected to be all in the same length (for pricing purposes).

Job-lots supplied with multiple sized lengths (that fall below the minimum quantity) will be priced as the longest length in that job-lot:

Example 1 50 Ins @ 5.5m and 5 Ins @ 2.5m - priced as 5.5m per length for whole job (55Ins @ 5.5m)

Example 2 50Ins @ 5.5m and 5Ins @ 6.5m - priced as 6.5m per length for whole job (55Ins @ 6.5m)

Minimum chargeable perimeter is 100mm and minimum chargeable length is 2.0 metres

This price list applies to straight lengths of aluminium extrusion with a maximum allowable length of 6.5m

Hollow geometric sections (tubes, squares etc) will attract an additional 10% above the applicable rate

Extrusion finishing pricing prices apply to a maximum of 2kg per metre, all others POA | Max weight 30kg per length

All aluminium must be clean, mill finish and suitable for Australian pre-treatment standards

Extrusion finishing prices apply to a minimum of 1.0 - 3.0mm max in gauge, all others POA

Includes standard packing, interlaid back into original container

Non-standard packing - POA

Packing of extrusions in special bundles - quantities as practical - \$3.50m²

Please note that no guarantee can be given for any material which is previously coated, anodised or other than clean mill finish aluminium, as these could result in a sub-standard quality of finish

Prices are based on AP (anodised perimeter) and supply of ASA metal only

Customers' own material - POA

AP m² Only

All prices exclude GST

POWDER COLORS

ALUMINIUM
SUPPLY
AUSTRALIA



Colour	Group	ASA Code	Dulux / Interpon	Colour	Group	ASA Code	Dulux / Interpon
A							
ALMOND IVORY GLOSS	1	AAIA	GD016A	ANODIC SILVER GREY MATT	2	ASIB	GL237A
ANODIC BRONZE SATIN	2	ABRB	GY114A	ANOTEC DARK GREY MATT	2	DDGB	27251275
ANODIC CHAMPAGNE MATT	2	ACHD	GY276A	ANOTEC MID BRONZE MATT	2	DMRC	27251014
ANODIC CLEAR MATT	2	ACMD	GY221A	ANOTEC SILVER GREY MATT	2	DASB	27251272
ANODIC DARK GREY MATT	1	AAGA	GL213A	APA CUSTOM BLACK MATT (GN248A MATCH)	1	ACBA	GN218A
ANODIC NATURAL MATT	1	ANAA	GY228A				
ANODIC NATURAL MATT	2	AANE	GY235A	APO GREY SATIN	2	DAGB	27232786
ANODIC OFF WHITE MATT	2	AAWC	GD227A	APO GREY SATIN	1	AAPA	GL107A
				APO GREY SCYLLA	2	DAGE	90136612
B							
BARLEY GLOSS	1	ABAA	GD007A	BLACK CUSTOM MATT LOW MAR	1	ALMA	GN279A
BARLEY GLOSS	2	DBAC	2723089G	BLACK LOW MAR	1	ABLA	GN279A
BARRISTER WHITE SATIN	2	DBWB	27284672	BLACK MATT	1	DBMA	27219319
BASALT MATT	2	DBLB	2607475M	BLACK SATIN	1	ABSA	GN150A
BASALT MATT	2	DBAE	2727865M	BLACK SATIN (N.SKY)	2	DBND	95981878
BASALT SATIN	2	DBLC	2727865S	BLACK SATIN(NIGHT SKY)	1	DBSA	27219268
BASALT SATIN	2	DBMC	2607473S	BLACK SCYLLA	2	DBKE	90150003
BERRY GREY GLOSS	2	DBEC	2727262G	BLAZE BLUE GLOSS	2	ABBC	MJ034A
BERRY GREY SATIN	2	DBGB	26088362	BLUE RIDGE SATIN	2	DBRB	27288480
BERRY GREY SATIN	2	DBEB	27288362	BRIGHT SILVER	2	ABSD	MW201T
BISTRO ORANGE GLOSS	2	ABOC	MF014A	BRIGHT WHITE GLOSS	1	ABWA	GA030A
C				D			
CANOLA CREAM GLOSS	2	DCRC	27281796	DEEP BRUNSWICK GREEN	2	DBWD	2726134G
CHARCOAL GLOSS	2	DCHB	2729086G	DEEP BRUNSWICK GREEN GLOSS	2	DDBC	2606134G
CHARCOAL MATT	2	DCHD	2729229M	DEEP OCEAN MATT	2	DDEB	2725422M
CHARCOAL SATIN	1	DCHA	27288351	DEEP OCEAN MATT	2	DDOE	2605267M
CLARET SATIN	2	ACLB	GG142A	DEEP OCEAN MATT	2	RDOE	2605267M
CLASSIC CREAM MATT	2	DCCC	2722265M	DEEP POOL GLOSS	2	ADPC	MK002A
CLASSIC CREAM SATIN	2	DCCB	2722095S	DOESKIN SATIN	2	DDOB	26032516
CLASSIC HAWTHORN GREEN	2	DHGB	27233709	DOESKIN SATIN	1	ADOA	GD188A
CLASSIC PEARL WHITE	1	ACPA	GA073A	DULUX DURALLOY WHITE MATT	2	DWHE	2605267M
CLASSIC PEARL WHITE	2	DCLB	27281880	DUNE MATT	2	RDUC	2607558M
COTTAGE GREEN SATIN	2	DCGD	27284219	DUNE SATIN	2	DDUB	2723087S
COVE SATIN	2	DCOB	2606250S				

Colour	Group	ASA Code	Dulux / Interpon	Colour	Group	ASA Code	Dulux / Interpon
E							
EVENING HAZE MATT	2	DEHC	2603168M	EVENING HAZE SATIN	2	DEHB	2723055S
EVENING HAZE MATT	2	RHMC	2603168M	EVENING HAZE SATIN	2	RHSE	2603175S
EXCEL™ by AKZO							
EXCEL™ BUSHLAND® MATT	1	ABUA	GK203A	EXCEL™ LOFT® SATIN	1	ALFA	GT136A
EXCEL™ BUSHLAND® SATIN	1	AEBA	GS103A	EXCEL™ MANOR RED® MATT	1	AMRA	GG262A
EXCEL™ CHARCOAL GLOSS	1	ACHA	GL035A	EXCEL™ MANOR RED® SATIN	1	AMAA	GV162A
EXCEL™ CHARCOAL SATIN	1	ACSA	GL180A	EXCEL™ MONUMENT® MATT	1	AMOA	GL229A
EXCEL™ CLASSIC CREAM® MATT	1	ACCA	GD245A	EXCEL™ MONUMENT® SATIN	1	AMMA	GP129A
EXCEL™ CLASSIC CREAM® SATIN	1	ACRA	GU145A	EXCEL™ NIGHT SKY® MATT	1	ANSA	GN231A
EXCEL™ CORAL BLACK GLOSS	2	ABGC	GN016A	EXCEL™ NIGHTSKY® SATIN	1	ASYA	GN121A
EXCEL™ COTTAGE GREEN® SATIN	1	ACOA	GS174A	EXCEL™ PALE EUCALYPT® SATIN	1	APTA	GS136A
EXCEL™ COTTAGE GREEN® MATT	1	ACGA	GK274A	EXCEL™ PALE EUCALYPT® MATT	1	APEA	GK236A
EXCEL™ DEEP OCEAN® SATIN	1	AOCA	GQ103A	EXCEL™ PAPERBARK® MATT	1	APBA	GD214A
EXCEL™ DEEP OCEAN® MATT	1	ADEA	GJ203A	EXCEL™ PAPERBARK® SATIN	1	APAA	GU114A
EXCEL™ DOMAIN® MATT	1	ADMA	GD230A	EXCEL™ PEARL WHITE GLOSS	2	AEPC	GA029A
EXCEL™ DUNE® SATIN	1	ADNA	GP152A	EXCEL™ PRIMROSE GLOSS	2	ACPC	GD031A
EXCEL™ DUNE® MATT	1	ADUA	GL252A	EXCEL™ RIVERSAND® MATT	1	ARSA	GM204A
EXCEL™ EVENING HAZE® MATT	1	AEHA	GM235A	EXCEL™ SHALE GREY® SATIN	1	ASHA	GP184A
EXCEL™ EVENING HAZE® SATIN	1	AEVA	GT135A	EXCEL™ SHALE GREY® MATT	1	ASGA	GL284A
EXCEL™ HARVEST® MATT	1	AHAA	GD215A	EXCEL™ SURFMIST® MATT	1	ASUA	GA236A
EXCEL™ HAWTHORN GREEN GLOSS	1	AHGA	GK030A	EXCEL™ SURFMIST® SATIN	2	ASUB	GB136A
EXCEL™ HEADLANDS® SATIN	1	AHLA	GV119A	EXCEL™ WILDERNESS® SATIN	1	AWNA	GS189A
EXCEL™ HERITAGE GREEN GLOSS	1	AHNA	GK044A	EXCEL™ WILDERNESS® MATT	1	AWIA	GK289A
EXCEL™ IRONSTONE SATIN	1	AISA	GP136A	EXCEL™ WINDSPRAY® SATIN	1	AWDA	GP166A
EXCEL™ IRONSTONE® MATT	1	AIRA	GL236A	EXCEL™ WINDSPRAY® MATT	1	AWYA	GL266A
EXCEL™ JASPER® MATT	1	AJAA	GM214A	EXCEL™ WOODLAND GREY® SATIN	1	AGWA	GP105A
EXCEL™ JASPER® SATIN	1	AJPA	GT114A	EXCEL™ WOODLAND GREY® MATT	1	AWGA	GL205A

POWDER COLORS

ALUMINIUM
SUPPLY
AUSTRALIA



Colour	Group	ASA Code	Dulux / Interpon	Colour	Group	ASA Code	Dulux / Interpon
F				G			
FLAME RED GLOSS	2	AFRC	MG071A	GHETTO BLACK	2	DGBE	9109024S
FRENCH BLUE GLOSS	2	AFBC	MJ067A	GREY NURSE GLOSS	2	DNUC	26050060
				GULLY SATIN	2	DGSD	2608233S
H				I			
HAMERSLEY BROWN SATIN	1	AHBA	GM100A	IRONSTONE MATT	2	DISC	2607556M
HARDIE RED	2	AHRC	MG016A	IRONSTONE MATT	2	RIRC	2607556M
HORIZON WHITE SCYLLA	2	DHWE	90151608	IRONSTONE SATIN	2	DIRC	2727257S
J				L			
JASPER MATT	2	DJAC	2608252M	LAWN GREEN GLOSS	2	ALGC	MK038A
JASPER MATT	2	RJAC	2608252M	LEMON YELLOW GLOSS	2	ALYC	ME068A
JASPER SATIN	1	DJAA	2728122S	LEXICON QUARTER	2	DLQD	2721378M
				LIGHT GREY	2	DLGC	2727263G
				LIGHT GREY SCYLLA	2	DSLE	90150766
M				N			
MAGNOLIA GLOSS	2	DMAB	27232658	MANOR RED MATT	2	DMMB	2604292M
MAGNOLIA GLOSS	1	AMGA	GD025A	MANOR RED MATT	2	RMRC	2604292M
MANGROVE MATT	2	AMAD	GK277A	MANOR RED SATIN	2	DMRB	2724134S
MANNEX BLACK	2	DMXD	90132679	MATT BLACK	1	DMBA	2609129M
MANNEX SILVER LODE PEARL	2	DMSE	9017034Z	MKII WOODLAND GREY MATT	1	AWOA	GL233A
MANNEX SUEDE	2	DSME	90137543	MONUMENT MATT	2	DMNC	2609066M
MANNEX WHITE	2	DMWE	90133641	MONUMENT MATT	2	DMOC	2609066M
METAPREP	2	AMPD	EL286A	MONUMENT MATT	2	DMOE	2729066M
				MONUMENT SATIN	1	DMMA	2729067S
N				O			
N42 STORM GREY GLOSS	2	ASMB	ML060A	NOTRE DAME GLOSS	2	DNDB	27236672
NATURAL WHITE	2	DNWD	2721380M	NOTRE DAME GLOSS	2	ANDB	GL040A
NEW BRIGHT WHITE GLOSS	2	DBTD	27284636	NOTRE DAME SCYLLA	2	DNDE	90150223
NEW HAMMERSLY BROWN SATIN	2	DHBB	26084657				
O				P			
OFF WHITE MATT	1	AOWA	GA211A	ONYX PEARL	2	DONC	97152052
OFF WHITE SATIN	2	DOWE	27233732	OYSTER MATT	2	DOYC	27236858
OLDE PEWTER SATIN	2	DOPB	27250243	OYSTER MATT RC	2	DOYD	26036858
OLDE PEWTER SATIN	1	AOPA	GL175A				
OLDE PEWTER SATIN	1	AOGA	GL258A				

Colour	Group	ASA Code	Dulux / Interpon	Colour	Group	ASA Code	Dulux / Interpon
P							
PALE EUCALYPT MATT	2	DPEB	2606303M	POST FORM BRIGHT WHITE	2	APWD	MA037A
PALE EUCALYPT SATIN	2	DPEC	2606127S	POST FORM SATIN BLACK	2	APFC	TN111A
PALE EUCALYPT SATIN	2	DPUC	2726474S	POTTERY SATIN	1	APOA	GM175A
PAPERBARK MATT	2	DPMC	2723174M	POTTERY SATIN	1	DPRA	27284365
PAPERBARK MATT	2	RPBC	2603174M	PRIMROSE GLOSS	1	APRA	GD037A
PAPERBARK SATIN	2	DPAC	2723088S				
PEARL WHITE	1	DPWA	2721114G				
PEARL WHITE	2	DPWD	95950059				
PEARL WHITE GLOSS	1	APWA	GA023A				
PEARL WHITE GLOSS RC	2	RPWC	2601229G				
R							
RED BROWN SCYLLA	2	DRBE	90185473	RIPPLE WHITE GLOSS	2	ARWC	MA494A
RIPPLE APO GREY	2	ARAC	ML463A	RIPPLE X15 ORANGE	2	AROD	MF406A
RIPPLE BLACK GLOSS	2	ARBC	MN427A	RIVERGUM BEIGE GLOSS	2	DRIC	27236991
RIPPLE BLACK LEATHER MATT	2	ARLC	EN432A	RIVERGUM GLOSS	2	ARIB	GD042A
RIPPLE GRAPHITE	2	ARGE	EY422A	RIVERSAND MATT	2	DRSD	95936656
RIPPLE RAL 7035	2	A35C	ML435A	RIVERSAND MATT	2	DRID	2723193M
S							
SAFETY YELLOW GLOSS	2	ASYC	ME096A	STONE BEIGE MATT	2	DSBB	26032538
SATIN BLACK RAPID CURE	1	DSBA	2609128S	STONE BEIGE MATT	1	ASBA	GD247A
SHALE GREY MATT	2	DSHC	2727557M	STONE GREY SATIN	2	DSGB	27278126
SHALE GREY MATT	2	RSGC	2607557M	STORM GREY SCYLLA	2	DSGE	90150183
SHALE GREY SATIN	2	DSLCL	27283246	STROMBOLI SATIN	2	ASSB	GK148A
SHOJI WHITE SATIN	1	DSWA	27284682	STORM GREY SCYLLA	2	DSGE	90150183
SHOJI WHITE SATIN	2	ASWC	GA160A	STROMBOLI SATIN	2	ASSB	GK148A
SIGNAL RED GLOSS	2	ASRD	MG036A	SURFMIST MATT	2	DSMD	2722266M
SPACE BLUE GLOSS	2	ASGC	MJ008A	SURFMIST MATT	2	RSUE	2603167M
SPECIAL WHITE BIRCH	2	DSWE	2722057g	SURFMIST SATIN	2	DSUB	2721137S
SPECIAL WHITE BIRCH	2	DSBE	90185474				
STEEL PEARL	2	DSTD	97157127				

POWDER COLORS

ALUMINIUM
SUPPLY
AUSTRALIA



Colour	Group	ASA Code	Dulux / Interpon	Colour	Group	ASA Code	Dulux / Interpon
T - Z							
TERRAIN MATT	2	DTMC	2608234M	TEXTURA MONUMENT	2	AMTB	GL329A
TERRAIN SATIN	2	DTSC	2608234S	TEXTURA PAPERBARK	2	APTB	GD314A
TERRAIN SATIN	2	ATSC	2608234S	TEXTURA PRIMROSE	2	ATPB	GD331A
TERRITORY RED MATT	2	DTRD	2724411M	TEXTURA SILVER	2	ATSE	GY35LA
TEXTURA BLACK	2	ABTB	GN305A	TEXTURA SURFMIST	2	ASTB	GA336A
TEXTURA DEEP OCEAN	2	ATDB	GJ301A	TEXTURA WHITE	2	AWTC	GA330A
TEXTURA DUNE	2	ADTB	GL352A	TEXTURA WOODLAND GREY	2	ATWB	GL333A
TEXTURA IRONSTONE	2	AITB	GL336A	TEXTURE BLACK	2	ASAC	GN341A
TEXTURA JASPER	2	AJTB	GM314A	TRANSFORMER GREY	2	ATGB	GL031A
VIVICA™ BLACK ONYX GLOSS	2	ABOB	GY042A	VIVICA™ NOBEL SILVER PEARL SATIN	2	ANSD	GY119A
VIVICA™ CHARCOAL METALLIC GLOSS	2	ACGC	GM019A	VIVICA™ PALLADIUM SILVER PEARL	2	APSD	GY184C
VIVICA™ CITI MATT	2	ACID	GL211A	VIVICA™ SNOW DUST MATT	2	ASND	GA228A
VIVICA™ NEW ULTRA SILVER GLOSS	2	AUSD	GY070A	VIVICA™ STORM FRONT MATT	2	ASFD	GL249A
WALLABY MATT	1	AWAA	GL210A	WHITE SATIN	2	DSWC	2721139S
WALLABY SATIN	2	RWLC	2607474S	WHITE SATIN	2	RSWC	2601139S
WEATHERED COPPER MATT	2	DWCC	27233724	WILDERNESS SATIN	2	DWDB	27284224
WEDGEWOOD SATIN	2	DWEC	27250279	WINDSPRAY MATT	2	DWSC	2607559M
WEDGEWOOD SATIN	2	AWEC	MJ180A	WINDSPRAY SATIN	2	DWSD	2727256S
WHITE BIRCH GLOSS	2	DWBC	27237131	WIZARD GLOSS	2	AWZB	GJ054A
WHITE BIRCH GLOSS	1	AWBA	GA020A	WOODLAND GREY MATT	2	DWOB	95951698
WHITE BIRCH GLOSS RC	2	DWHC	2062057G	WOODLAND GREY MATT RC	2	DWGC	2606256M
WHITE MATT	2	DWIC	2721139M	WOODLAND GREY SATIN	2	DWOC	2727255S
WHITE SATIN	1	AWSA	GA124A	X15 ORANGE GLOSS	2	AORC	MF035A
				YELLOW GOLD GLOSS	2	AYGC	ME038A

FOR THE FULL RANGE OF AKZO AND DULUX COLOURS NOT LISTED, CONTACT OUR OFFICE



03 9768 3222

**Ex-stock products available for delivery or pick up.
Industry leading quality to ensure you stay ahead
of your competition and maximise your resources
for every job.**

We specialise in:

- **Commercial Shopfront Doors and Windows**
- **Geometric profiles**
- **Residential Balustrades**
- **Mill & Clear Anodised floor stock**
- **Residential Door & Window Suites**
- **Louvres**
- **Powdercoating & Anodising**
- **Custom design extrusions**

May 2026

Terms & Conditions

This catalogue is intended to be considered in conjunction with Aluminium Supply Australia Pty Ltd Terms & Conditions of Trade (ASA). A copy of these Terms & Conditions of Trade is available upon request, please contact our office.

E & OE. All prices shown are subject availability.

All prices are excluding GST, please add 10%.

Copyright

This Copyright notice applies to all text and images (as defined under the Copyright Act 1968) published within by ASA excluding any third party content which remains the property of their respective owners at all times.

Intellectual Property

Unless otherwise noted, all product names and logos used within are the trademarks and/or service marks of ASA.

All other unregistered trademarks are the property of their respective owners.

All other intellectual property rights of ASA in respect of any material contained within are expressly reserved.

Nothing contained herein may be construed as granting you or any third party any license or right to use any intellectual property contained within without the permission of ASA.

Limitation of Liability

Whilst every care has been taken in ensuring the accuracy of the information provided herein, ASA reserve the right to amend any pricing as per our Terms & Conditions of Trade. A copy of these Terms & Conditions of Trade is available upon request, please contact our office.

To the extent allowable by law, ASA expressly excludes and disclaims all liability, loss, damage, however so arising, in relation to the reliance or use of any information contained herein. Under no circumstances will ASA, or any other party involved in creating, producing, maintaining or delivering this catalogue, or any of their affiliates, or the officers, directors, employees, shareholders, or agents of each of them, be liable for any damages of any kind, including and without limitation any direct, special, incidental, indirect, or consequential damages arising out of or in connection with the use of or your viewing of the contents of this catalogue.



aluminiumsupply.com.au



Visit us at
aluminiumsupply.com.au
189 - 195 Ordish Road Dandenong South Vic 3175




WHOLESALE DISTRIBUTORS


Commercial & Residential Stockists:
Shopfront Door & Window Systems
Geometric standards
Louvres, Battens, Threshold, Bead & Base
Geometric Standards & More


Custom Extrusion Experts


Leaders in Anodising and Powder Coat Finishing

CONTACT US

 www.aluminiumsupply.com.au

 info@aluminiumsupply.com.au

 (03) 9768 3222

 189 - 195 Ordish Rd
Dandenong Sth Vic 3175

